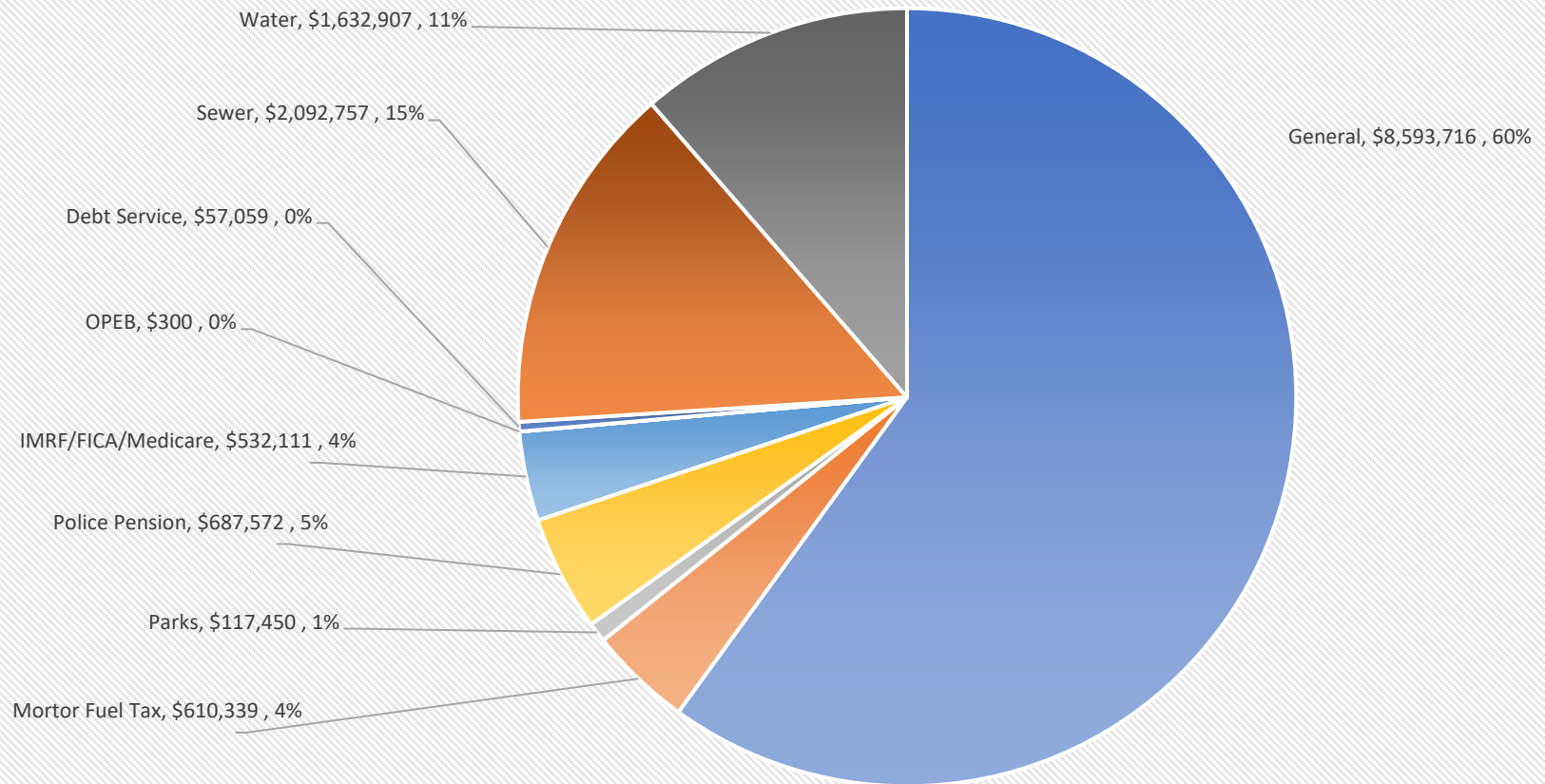
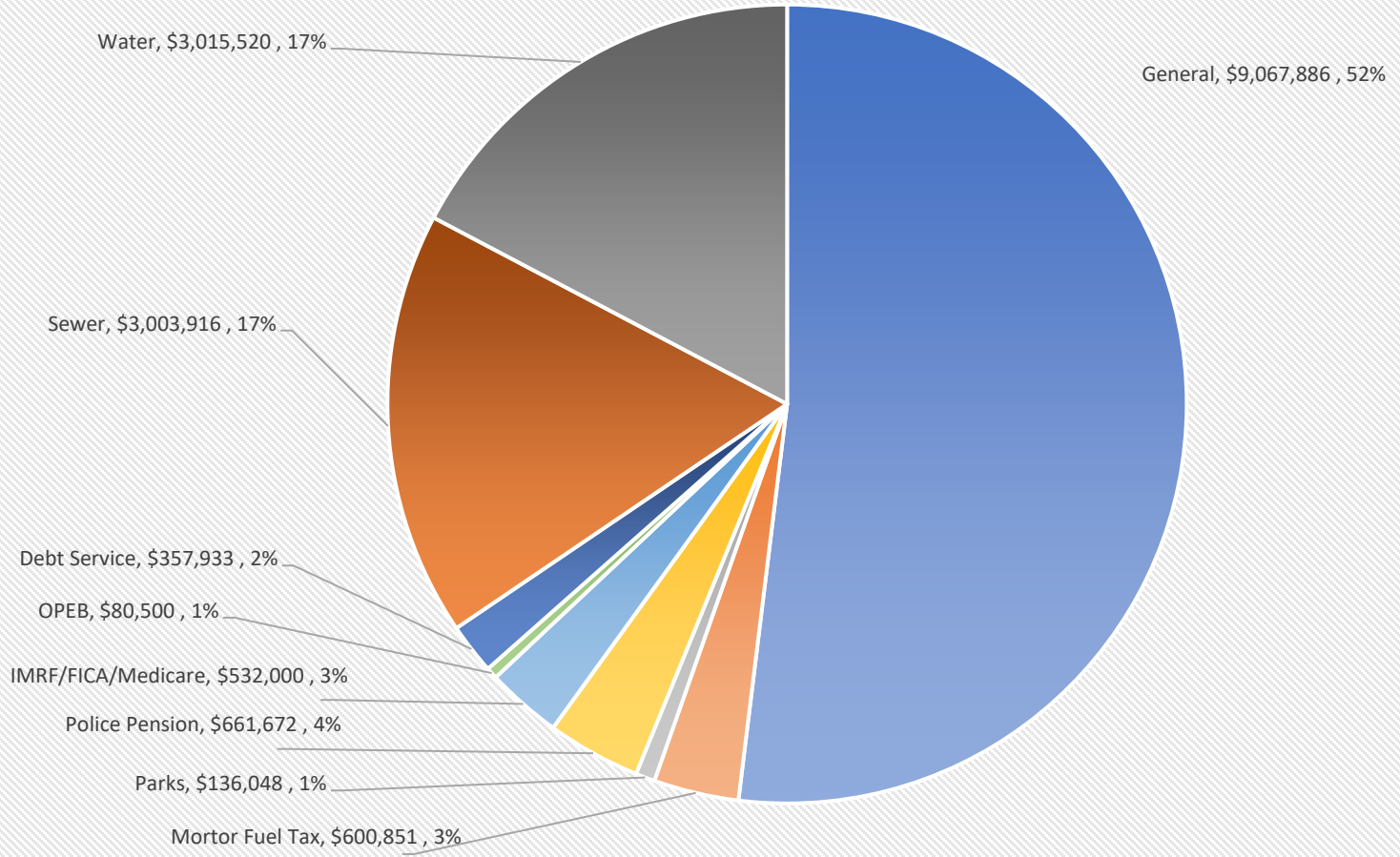


CITY OF PLANO							Zoila Gomez	
FY '23 ORIGINAL BUDGET							City Treasurer & Budget Officer	
MAY 1, 2022 - APRIL 30, 2023							4/25/2022	
	5/1/2022						4/30/2023	Percentage
	Beginning Balance	Estimated		Estimated			Ending Balance	Ending Balance to
FUND	CASH	Revenues	Transfers In	Expenditures	Transfers Out		CASH	Estimated
								Expenditures
General	\$2,932,966.52	\$8,593,715.69	\$0.00	(\$9,067,885.76)	(\$432,203.50)		\$2,026,592.95	22.35%
Includes Operating Cash					(\$300,473.50)	BOND '16		
& Road & Bridge (Restricted Use)					(\$131,730.00)	OPEB		
& Performance Bonds Returnable					\$0.00	PARKS		
Mortor Fuel Tax	\$1,539,443.73	\$610,338.59	\$0.00	(\$600,851.29)	\$0.00		\$1,548,931.03	257.79%
Parks	\$142,509.88	\$117,450.00	\$0.00	(\$136,048.00)	(\$3,215.00)	OPEB	\$120,696.88	88.72%
Police Pension	\$8,759,180.20	\$687,572.00	\$0.00	(\$661,672.00)	\$0.00		\$8,785,080.20	1327.71%
IMRF/FICA/Medicare	\$157,922.49	\$532,111.36	\$0.00	(\$532,000.00)	\$0.00		\$158,033.85	29.71%
OPEB	\$691,925.98	\$300.00	\$160,649.00	(\$80,500.00)	\$0.00		\$772,374.98	959.47%
(OTHER POST EMPLOYMENT BENEFITS)			\$131,730.00			General Fund		
(OPEB FUND ESTABLISHED NOV 2009)			\$3,215.00			Parks Fund		
			\$12,852.00			Sewer Fund		
			\$12,852.00			Water Fund		
Debt Service	\$41,293.00	\$57,059.00	\$300,473.50	(\$357,932.50)	\$0.00		\$40,893.00	11.42%
Sewer	\$1,855,117.98	\$2,092,756.86	\$0.00	(\$3,003,916.00)	(\$12,852.00)	OPEB	\$931,106.84	31.00%
Water	\$2,223,033.98	\$1,632,907.42	\$0.00	(\$3,015,520.42)	(\$12,852.00)	OPEB	\$827,568.98	27.44%
TOTAL	\$18,343,393.76	\$14,324,210.92	\$461,122.50	(\$17,456,325.97)	(\$461,122.50)		\$15,211,278.71	87.14%
							\$15,211,278.71	

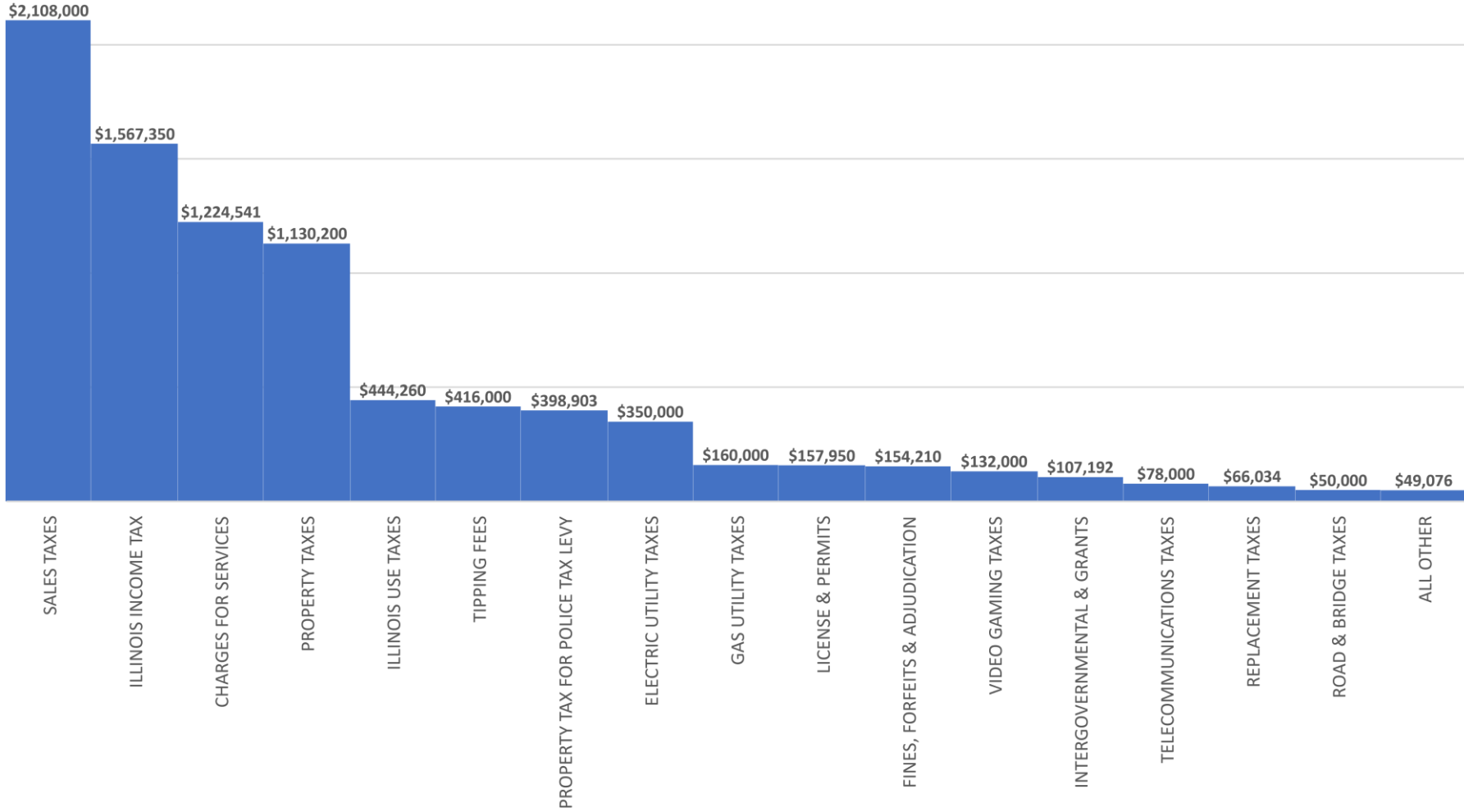
REVENUES BY FUND - \$14.3 Million



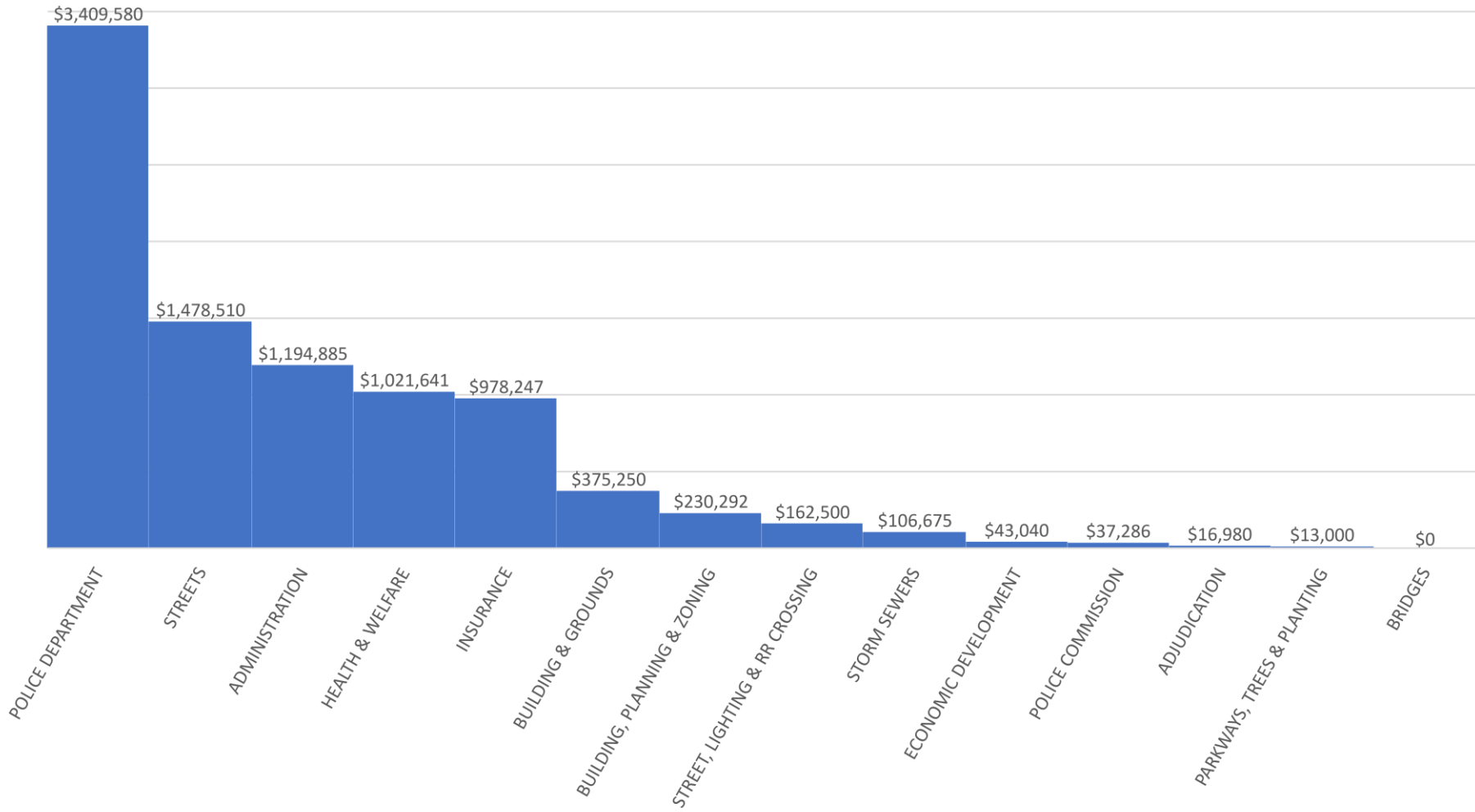
EXPENDITURES BY FUND - \$17.4 Million



GENERAL FUND REVENUES - 8.6 Million



GENERAL FUND EXPENDITURES BY DEPARTMENT - 9.1 Million



04/25/2022 BUDGET REPORT FOR CITY OF PLANO, IL								
		2019-20	2020-21	2021-22	2021-22	2021-22	2022-23	
GL NUMBER	DESCRIPTION	ACTIVITY	ACTIVITY	AMENDED	ACTIVITY	PROJECTED	REQUESTED	NOTES:
				BUDGET	THRU 03/14/22	ACTIVITY	BUDGET	
Fund 01 - GENERAL FUND								
ESTIMATED REVENUES								
Dept 000 - ASSETS, LIA, CAPTL & REVENUES								
TAXES								
01-000-40-4000	PROPERTY TAXES	980,081.38	1,007,195.32	990,828.46	988,841.76	988,841.76	1,130,200.00	Levied 12/2021 for Summer 2022 Always only 8 Mos
01-000-40-4010	REPLACEMENT TAX	51,276.42	48,347.27	74,195.47	69,062.53	74,195.47	66,034.00	Per IML (FEB 2022) Revenue Forecast: 11% Reduction PPP Pty Tax - Deposited into PPP but shown as a Rev & Exp; See Expense gl 01-200-62-7716
01-000-40-4016	PROPERTY TAXES	324,204.16	375,539.28	441,898.24	441,011.62	441,011.62	398,903.00	
01-000-40-4020	SALES TAX	1,835,146.39	1,849,853.42	2,108,000.00	1,853,815.37	2,108,000.00	2,108,000.00	Includes GJOVIK Sales Tax Projection
01-000-40-4024	TELECOMMUNICATIONS TAX	159,345.34	101,543.29	79,920.00	65,149.11	78,000.00	78,000.00	
01-000-40-4025	GAS UTILITY TAX	120,138.43	131,940.84	125,000.00	133,385.21	160,000.00	160,000.00	
01-000-40-4026	ELECTRIC UTILITY TAX	320,381.94	341,392.55	346,000.00	300,062.38	346,000.00	350,000.00	
01-000-40-4030	ILLINOIS INCOME TAX	1,176,619.93	1,244,502.37	1,359,171.20	1,349,854.34	1,550,000.00	1,567,350.00	Per IML (FEB 2022) Revenue Forecast: FY23 = \$132.30 per capita
01-000-40-4035	ILLINOIS USE TAX	374,593.90	485,365.59	435,868.40	345,074.59	435,868.40	444,260.00	Per IML (FEB 2022) Revenue Forecast: FY23 = \$37.50 per capita
01-000-40-4050	ROAD & BRIDGE TAX	51,528.39	52,530.47	55,246.10	55,172.03	55,172.03	50,000.00	Levied by Township
01-000-40-4055	HOTEL/MOTEL TAX	361.51	1,460.05	1,400.00	261.35	261.35	500.00	90% Reimbursable to Aurora Area Conv see GL #01-100-62-7727
01-000-40-4056	VIDEO GAMING TAX	111,424.97	63,512.59	132,000.00	116,619.81	132,000.00	132,000.00	See St of Il Gaming Board Website for Details
01-000-40-4057	CANNABIS EXCISE/USE TAX	1,776.47	8,873.36	17,369.60	14,142.31	17,369.60	23,100.00	Per IML (FEB 2022) Revenue Forecast: FY23 = \$1.95 per capita
	TAXES	5,506,879.23	5,712,056.40	6,166,897.47	5,732,452.41	6,386,720.23	6,508,347.00	
LICENSES & PERMITS								
01-000-41-4100	PERMITS/INSPECTIONS	116,525.63	175,464.92	110,000.00	136,169.53	140,000.00	120,000.00	
01-000-41-4105	ANL DISTR LIC FEE (PULL TABS)	930.26	893.16	673.54	673.54	673.54	650.00	
01-000-41-4110	DISPOSAL LICENSE	750.00	750.00	750.00	750.00	750.00	750.00	
01-000-41-4120	LIQUOR LICENSE	20,258.34	27,745.84	27,000.00	18,481.22	29,000.00	29,000.00	
01-000-41-4125	TOBACCO LICENSE	650.00	600.00	650.00	600.00	650.00	650.00	
01-000-41-4130	BUSINESS LICENSE	6,800.00	5,300.00	3,090.00	3,680.00	3,700.00	3,700.00	
01-000-41-4160	VENDING MACHINE LICENSE	2,480.00	4,310.00	5,050.00	890.00	890.00	3,200.00	Vending & Video Game
	LICENSES & PERMITS	148,394.23	215,063.92	147,213.54	161,244.29	175,663.54	157,950.00	
CHARGES FOR SERVICE								
01-000-42-4210	CABLE TV FEES	105,145.88	119,409.06	108,000.00	108,515.93	108,515.93	108,000.00	Comcast Est. @ \$24,000/qtr & Metronet Est. @ \$1,800/qtr
01-000-42-4220	DEVELOPER FEES - REIMBURSED			6,240.00	6,240.00	6,240.00	0.00	Reimb Consulting Fees - See GL #01-130-61-7634
								Plano I (Original Town): 1372 Units * 6 Billings * \$44.88 = \$369,452.16 379 Seniors * 6 Billings * \$39.72 = \$90,323.28 Plano II (Lakewood): 1892 Units * 6 Billings * \$44.88 = \$509,477.76 138 Seniors * 6 Billings * \$39.72 = \$32,888.16
01-000-42-4225	DISPOSAL FEES	1,006,167.78	1,065,914.19	944,804.88	797,470.29	944,804.88	1,002,141.36	See GL #01-410-61-7626
01-000-42-4226	DISPOSAL STICKERS	2,297.00	2,545.00	3,000.00	2,068.00	2,068.00	3,000.00	\$1.00 / Sticker - See GL #01-410-61-7625
01-000-42-4227	TIPPING FEE	284,584.99	517,558.04	416,500.00	319,539.46	416,500.00	416,000.00	Tipping Fees Estimate-Qrtly Receipts - \$104k/Qtr Estimate
01-000-42-4230	FILING FEES	1,355.00	700.00	5,000.00	4,040.00	5,000.00	0.00	
01-000-42-4232	DEVELOPMENT FEE	300.00	1,348.00	1,500.00		1,500.00	1,500.00	
01-000-42-4235	IMPACT FEES/STREETS	12,402.00	20,592.00	11,650.00	18,486.00	19,000.00	11,700.00	Lakewood Springs Club 50 @ \$234/unit
01-000-42-4236	IMPACT FEES-MUNICIPAL BLDG	79,500.00	132,000.00	75,000.00	118,500.00	121,500.00	75,000.00	Lakewood Springs Club 50 @ \$1,500/unit
01-000-42-4237	IMPACT FEES-POLICE	15,900.00	26,400.00	15,000.00	23,700.00	24,300.00	15,000.00	Lakewood Springs Club 50 @ \$300/unit
01-000-42-4255	ACCIDENT/RECORD REPORTS	2,650.00	865.00	2,255.00	870.00	1,000.00	1,000.00	
01-000-42-4256	SEX OFFENDER REGISTRATION FEE	1,185.00	1,070.00	1,000.00	1,125.00	1,125.00	1,200.00	
01-000-42-4260	LIVE SCAN FEE	1,200.00	880.00	1,080.00	560.00	560.00	1,000.00	

04/25/2022 BUDGET REPORT FOR CITY OF PLANO, IL								
		2019-20	2020-21	2021-22	2021-22	2021-22	2022-23	
GL NUMBER	DESCRIPTION	ACTIVITY	ACTIVITY	AMENDED	ACTIVITY	PROJECTED	REQUESTED	NOTES:
				BUDGET	THRU 03/14/22	ACTIVITY	BUDGET	
01-000-42-4278	RENTS & LEASES	11,520.88	20,001.00	15,000.00	20.00	20.00	5,000.00	Menards Ground Water Lease for Well \$5,000 Annual (Contract Ends May 2037)(FY21 Rcvd 2 pmts & none in FY22); City Sign \$10k (10 Yr Contract Ended Jan 2021)
01-000-42-4282	LWS1 STREET COMPLETION	19,642.32	3,273.72			0.00	0.00	Project Complete
	CHARGES FOR SERVICE	1,543,850.85	1,912,556.01	1,606,029.88	1,401,134.68	1,652,133.81	1,640,541.36	
	FINES & FORFEITS							
01-000-43-4330	PARKING FINES	285.50		500.00		0.00	0.00	See Adjudication Fines
01-000-43-4340	DUI FINES	3,821.00	2,224.00	2,000.00	2,110.00	2,110.00	2,110.00	
01-000-43-4350	VEHICLE CODE VIOLATION	59,242.58	43,137.93	55,000.00	70,369.89	70,369.89	70,000.00	Adjudication
01-000-43-4351	TITLE 9 - POL. REG. VIOLATION	7,625.25	6,246.50	8,000.00	6,452.73	8,000.00	8,000.00	Adjudication
01-000-43-4352	TITLE 10 - ROLLER/WHEEL VIOL.	1,587.75	11,096.75	2,000.00	5,168.75	5,168.75	5,000.00	Adjudication
01-000-43-4353	TITLE 8 - PARKS REG. VIOLATION	2,649.00	1,923.17	3,000.00	2,237.03	2,237.03	3,000.00	Adjudication
01-000-43-4354	TITLE 4 - BUILDING CODE VIOL.	1,498.50	923.50	1,200.00	914.22	914.22	1,200.00	Adjudication
01-000-43-4360	TRAFFIC FINES	29,301.65	29,098.10	29,000.00	43,601.87	44,000.00	44,000.00	
01-000-43-4361	E-CITATION	655.80	3,827.40	3,900.00	763.00	763.00	3,900.00	E-ticket Annual Maint and E-ticket receipts (Receive from County paid to Kencom, see gl #01-200-65-7312)
01-000-43-4370	PENALTIES	17,287.64	16,373.63	17,000.00	15,871.60	17,000.00	17,000.00	Per KM
01-000-43-4380	MOWING CHARGE	19,800.00				0.00	0.00	
	FINES & FORFEITS	143,754.67	114,850.98	121,600.00	147,489.09	150,562.89	154,210.00	
	MISCELLANEOUS							
01-000-44-4400	MISCELLANEOUS INCOME	41,407.89	3,322.14	20,000.00	7,041.83	7,041.83	7,000.00	Traffic Signal Maint Reimb, Police Scrap Ammunition Sales, Property Room Sales, Police Donations
01-000-44-4410	TELEPHONE FRANCHISE/REFUND	17,140.63	12,881.70	10,500.00	8,113.19	10,500.00	10,500.00	AT&T Monthly & Quarterly Payments (Average receipts are Monthly \$215 & Quarterly \$1,987)
01-000-44-4420	STATE INCOME TRNG-LAW ENFCMNT	10,618.88	2,161.52	7,500.00	7,227.68	7,227.68	3,735.60	100% Reimb f/Pol Academy see GL#01-200-64-5860 & ILEAS Trng Reimb
01-000-44-4430	DARE PROGRAMS	4,576.00	4,670.00	2,074.48	2,074.48	2,074.48	2,500.00	Dare, Fishing w/Mayor, Shop w/ a Cop, Law Enforcement Torch Run - Special Olympics, Cop On Top - Special Olympics
01-000-44-4431	SPECIAL EVENTS PROGRAMS	285.00	220.00	600.00	110.00	110.00	200.00	Holiday Light Fees & Other special events
01-000-44-4432	FORFEITURES			725.00	725.00	725.00	0.00	
01-000-44-4440	SALE OF EQUIPMENT/VEHICLES	19,462.46		400.00	400.00	400.00	400.00	
01-000-44-4450	CIVIL DEFENSE SIREN(S)	5,000.00	26,505.00	3,495.00	3,495.00	3,495.00	0.00	Project Complete
	MISCELLANEOUS	98,490.86	49,760.36	45,294.48	29,187.18	31,573.99	24,335.60	
	INTERGOVERNMENTAL							
01-000-45-4500	GRANTS	162.20	405,275.96	11,238.03	11,238.03	11,238.03	6,000.00	IPRF Safety Grant
01-000-45-4504	GRANTS		11,504.68	34,514.04	25,885.53	25,885.53	14,380.73	Electric Aggregation Civic Grant (FINAL YEAR)
01-000-45-4507	DSBS GRANT		112,500.00			0.00	0.00	
01-000-45-4585	DCCA GRANT-COPS	7,951.82	18,730.75	9,000.00	9,682.83	9,682.83	10,000.00	CPAT O/T Reimbursement
01-000-45-4586	LIAISON OFFICER REIMB	66,208.79	61,561.76	60,789.96	60,789.96	60,789.96	66,811.00	Liaison Officer Reimb-50% Paid by Dist #88
01-000-45-4587	GRANT-POLICE	659.00	16,199.62	15,490.00	9,990.00	9,990.00	10,000.00	Walmart Grant for EQT, Bullet Proof Vests Grant, BNSF Grant for EQT, Tobacco Grant, Fundraisers, AAA Grant for speed sign, IEMA Grant (Civil Unrest), Law Enforcement Camera Grant
	INTERGOVERNMENTAL	74,981.81	625,772.77	131,032.03	117,586.35	117,586.35	107,191.73	
	INTEREST							
01-000-46-4600	INTEREST INCOME	2,146.69	787.83	800.00	616.14	750.00	800.00	
01-000-46-4602	INTEREST INCOME-ROAD & BRIDGE	259.30	205.03	340.00	274.70	330.00	340.00	
	INTEREST	2,405.99	992.86	1,140.00	890.84	1,080.00	1,140.00	
	TOTAL ESTIMATED REVENUES	7,518,757.64	8,631,053.30	8,219,207.40	7,589,984.84	8,515,320.81	8,593,715.69	

04/25/2022		BUDGET REPORT FOR CITY OF PLANO, IL									
GL NUMBER	DESCRIPTION	2019-20 ACTIVITY	2020-21 ACTIVITY	2021-22 AMENDED BUDGET	2021-22 ACTIVITY THRU 03/14/22	2021-22 PROJECTED ACTIVITY	2022-23 REQUESTED BUDGET	NOTES:			
APPROPRIATIONS											
Dept 100 - ADMINISTRATION											
PERSONNEL SERVICES											
01-100-50-5060	WAGES-MAYOR	6,399.96	6,399.96	6,933.29	5,866.63	6,933.29	6,933.29				
01-100-50-5061	WAGES-CITY CLERK	5,815.26	5,599.88	5,600.00	4,738.36	5,600.00	5,600.00				
01-100-50-5062	WAGES-CITY TREASURER	5,815.26	5,599.88	5,600.00	4,738.36	5,600.00	5,600.00				
01-100-50-5063	WAGES-ALDERMAN	28,800.00	28,800.00	28,800.00	21,600.00	28,800.00	28,800.00	8 Alderman @ \$3,600			
01-100-50-5064	WAGES-MEETING STIPEND	11,400.00	12,800.00	14,800.00	11,800.00	14,800.00	14,800.00	Mayor @ 23 Mtgs \$1,150 Clerk @ 23 Mtgs \$1,150 Treasurer @ 23 Mtgs \$1,150 8 Alderman @ 23 Mtgs \$9,200 Appointed @ 22 Mtgs \$500			
01-100-50-5065	WAGES-CITY ATTORNEY	25,000.08	25,000.08	2,083.34	2,083.34	2,083.34	0.00	Special Mtgs : (Mayor, Clerk, Treas & Alderman) @ 3 Mtgs each \$1,650 Moved to Legal GL 01-100-61-7611			
01-100-50-5066	WAGES-LIQUOR COMMISSIONER	1,500.00	1,500.00	1,625.00	1,375.00	1,625.00	1,625.00				
01-100-50-5111	WAGES-DIR. OF PUBLIC WORKS	38,820.40	36,314.00	37,766.56		0.00	51,000.00	New Hire (Split with GF 34%, Swr 33%, Wtr 33%)			
01-100-50-5112	WAGES-DEPT HEAD/CLERK/COLL	25,018.93	25,393.14	26,896.76	23,654.56	27,559.76	28,250.00				
01-100-50-5113	WAGES-DEPT HEAD/TREAS/BDGT	59,166.81	56,794.20	57,991.79	49,465.11	58,085.39	59,540.00				
01-100-50-5130	WAGES-LEVEL I	64,216.03	53,992.17	54,482.91	47,335.09	55,541.41	56,930.00				
01-100-50-5140	WAGES-LEVEL II	33,234.25	32,497.76	34,373.61	29,271.99	34,459.03	35,330.00				
01-100-50-5150	WAGES-LEVEL III	23,334.46	23,645.61	24,687.96	21,358.41	25,084.97	25,720.00				
01-100-50-5152	WAGES-CROSSING GUARDS	17,625.89	9,235.70	16,961.29	11,168.05	16,961.29	17,320.00	For 9 months of school - 3 guards @ 12.5hrs / week			
01-100-50-5153	WAGES-BLDG ATTENDANT	21,348.20	6,449.58	16,811.75	12,708.15	16,811.75	29,800.00	2 Part-time attendants with weekend hours			
PERSONNEL SERVICES		367,495.53	330,021.96	335,414.26	247,163.05	299,945.23	367,248.29				
PROFESSIONAL SERVICES											
01-100-61-7610	LEGAL SERVICES	4,625.50	277.50	4,000.00	190.00	500.00	2,500.00	Policies, Procedures, Consulting			
01-100-61-7611	LEGAL SERVICES-CITY ATTORNEY	2,450.34	3,796.90	60,000.00	28,257.97	35,000.00	40,000.00	City Legal Services (includes retainer)			
01-100-61-7634	CONSULTING SERVICES		166.68	5,200.00		334.00	350.00	Consulting Service for 1095's			
01-100-61-7655	CODIFICATION SERVICE	1,216.00	1,908.00	3,000.00	1,791.00	1,791.00	2,000.00	Codif Web Site, Codif of Ordinances AUDIT 56% OF \$24,350			
01-100-61-7750	AUDIT EXPENSE	14,302.40	13,516.40	13,636.00	13,636.00	13,636.00	14,089.60	(GF=56%, PRKS=5%, SWR=18%, WTR=19%, PPP=2%+IDOI Fee)			
01-100-61-7751	COMMUNITY RELATIONS	3,128.94	335.16	3,800.00		500.00	2,000.00	Mayor & 4 Wards, Main St Flower Plantings 45% Fee of any new revenues for 36 months			
01-100-61-7753	AZAVAR AUDIT FEE		13,966.50	12,188.51	7,000.39	8,062.49	6,500.00	(Sales Tax, Cable, Electric, & Gas)			
PROFESSIONAL SERVICES		25,723.18	33,967.14	101,824.51	50,875.36	59,823.49	67,439.60				
CONTRACTUAL SVC & EXP											
01-100-62-5609	OFFCLS BNDS/FID INS/NTRY EXP	129.50		200.00	145.00	145.00	200.00				
01-100-62-5610	DRUG TESTING SERVICE	778.80	800.25	975.00	1,060.50	1,060.50	1,200.00	Annual Fee \$125 & CDL Random Drug Tests @ \$85/ea			
01-100-62-7656	MTNC SRVC & RPR-COMPUTER SOFWR	7,166.36	7,073.22	7,285.42	7,306.86	7,306.86	7,600.00	BS&A MAINT AGREEMENT (INCR 3% PER YEAR) (GF=66%, PRKS=2%, SWR=16%, WTR=16%)			
01-100-62-7658	MTNC SRVC/RPR CMPTR HRDWR/NTWK	6,194.35	7,332.04	7,700.00	8,582.35	9,126.20	10,150.00	AID Monthly Computer Maint Contract; Firewall; PDQ Seek & Deploy & Other Maint/Repairs			
01-100-62-7666	MTNC SRVC & RPR-OFFICE EQMT	13,273.86	11,467.82	14,000.00	10,535.48	12,700.00	14,000.00	Postage Rental, USPS Pre-Sort Fee, Alarm, Copier(s) Maint, Printers, Repairs to CPU Printers, Other EQT			
01-100-62-7716	POLICE PENS PRTY TAX CONTRIB					0.00	0.00	Moved to Police GL 01-200-62-7716			
01-100-62-7727	AUR AREA CONV 90%	325.36	1,314.05	1,300.00		235.22	450.00	Reimb 90% of Hotel/Motel Tax Rev See GL #01-000-40-4055			
01-100-62-7728	UTILITY TAX REFUND					0.00	0.00	Payouts issued to township & school district			
01-100-62-7729	SALES TAX REBATE	10,942.41	92,936.86	300,000.00	197,244.21	240,000.00	240,000.00	GJOVIK - Est @ \$20,000/mo for 12 mos = \$240,000			
01-100-62-7741	BANKING POSITIVE PAY FEE			167.00	24.00	100.00	167.00	Positive Pay Verification cost for Vendor Checks			

04/25/2022 BUDGET REPORT FOR CITY OF PLANO, IL								
		2019-20	2020-21	2021-22	2021-22	2021-22	2022-23	
GL NUMBER	DESCRIPTION	ACTIVITY	ACTIVITY	AMENDED	ACTIVITY	PROJECTED	REQUESTED	
				BUDGET	THRU 03/14/22	ACTIVITY	BUDGET	
								NOTES:
01-100-62-7742	CREDIT CARD PROCESSING FEE	8,690.05	10,367.91	12,000.00	8,214.86	8,214.86	0.00	Credit Card Fees (GF=33%, SWR=34%, WTR=33%) (Passed fees to Consumer effective 12/22/2021)
01-100-62-7743	PAYROLL PROCESSING FEE-88%	7,474.15	7,290.53	7,747.61	6,946.69	7,747.61	7,980.00	(GF=88%, PRKS=2%, SWR=4%, WTR=6%)
01-100-62-7759	CONSORTIUM	30,312.66				0.00	0.00	Cable TV Fees - See GL #01-000-42-4210 No longer refunding the Consortium effective FY'21
01-100-62-7788	DOUBTFUL EXPENSE ALLOWANCE		2,577.99	3,000.00		2,000.00	2,500.00	WRITE OFFS
	CONTRACTUAL SVC & EXP	85,287.50	141,160.67	354,375.03	240,059.95	288,636.25	284,247.00	
	COMMUNICATION							
01-100-63-7733	ADVERTISING, BIDS, PUBLICATION	1,777.62	2,477.66	5,000.00	1,672.62	2,500.00	5,000.00	Ordinances, Treas Report, Bid Notices, & Other
01-100-63-7734	POSTAGE & FREIGHT	3,357.84	3,078.41	4,000.00	2,962.67	4,000.00	4,000.00	
01-100-63-7735	TELEPHONE EXPENSE-LAND LINES	2,964.20	2,802.98	3,100.00	2,971.74	3,100.00	3,200.00	
01-100-63-7736	TELEPHONE EXPENSE-CELLULAR	303.15	232.93	400.00	269.75	400.00	1,015.00	Phone and Data combined bill
01-100-63-7738	INTERNET	4,607.69	4,313.36	4,000.00	2,769.82	3,313.46	3,315.00	
01-100-63-7739	WEB SITE	1,647.50	1,722.46	1,765.53	1,765.53	1,765.53	1,820.00	WEBSITE (GF 34%, SWR 33%, & WTR 33%)
	COMMUNICATION	14,658.00	14,627.80	18,265.53	12,412.13	15,078.99	18,350.00	
	PROFESSIONAL DEVELOPMENT							
01-100-64-5810	SEMINARS, COURSES & CONFERENCES	8,542.00	847.00	8,000.00	3,687.00	4,000.00	8,000.00	Clerk's Institute, Treasurer's Institute, Treasurer's Conference, IML, APA, FVPA, APT US&C, IL CPA, GFOA, Newly Elected Conf, ICSC, Communities of Excellence
01-100-64-5820	DUES & SUBSCRIPTIONS	4,116.40	4,766.20	4,600.00	3,780.00	4,600.00	4,600.00	Clerk's Prof Dues, Treasurer's Prof Dues, IML, Payroll Assoc, SHRM, ICSC, IMTA, CPA, APT US&C, GFOA, IGFOA, MCI, NWILL, IIMC, APA, FVPA, CHI Metro Agency, High Speed Rail Alliance, Plano Area Chamber of Commerce
01-100-64-5830	TRAVEL, FOOD & LODGING	13,146.61	1,355.19	15,000.00	9,461.07	10,000.00	15,000.00	Covers all Food, Lodging & Travel: Audit Firm Training, Clerk's Institute, Treasurer's Institute/Annual Conf/& Regional Mtgs, BS& A, IMIC, IML, APA, FVPA, APT US&C, IL CPA, GFOA, Newly Elected Conf, ICSC, Banking Forums, CMAP, KCOM, KKCOM Council of Mayor, Kndl Cnty Mayor Qtrly Mtngs, ST of IL Meetings, IMRF AA Certification
01-100-64-5840	TUITION, BOOKS & FEES	825.90	374.86	2,000.00	95.00	95.00	2,000.00	New Books: Accounting, Payroll, & IL Compl State
	PROFESSIONAL DEVELOPMENT	26,630.91	7,343.25	29,600.00	17,023.07	18,695.00	29,600.00	
	OPERATIONS (0-4999)							
01-100-65-7311	NEW OFFICE EQUIPMENT	7,905.92	1,548.33	60,000.00	24,652.74	30,000.00	60,000.00	City Hall Chambers Monitors, Video Recording System, CPU Replacements, Printer Replacements & Other Eqmnt, City Hall IT Issues
01-100-65-7353	OFFICE SUPPLIES	9,924.88	10,379.29	14,000.00	6,821.56	8,500.00	12,000.00	Office Supplies, Garbage Billing Forms
01-100-65-7399	MISCELLANEOUS SUPPLIES	1,452.46	294.47	1,500.00	678.79	1,000.00	1,500.00	Replenish First Aid Kits for City Hall & Public Works
01-100-65-7895	SPECIAL EVENTS	12,430.60	7,050.00	18,100.00	11,643.41	14,764.00	22,500.00	HolidayMisc. Purchases/Décor \$500 Pole Mounted Holiday Lights \$6,000 Portable Stage \$10,000 Fire Works \$6,000
01-100-65-7897	KENDALL AREA TRANSIT	17,000.00	17,000.00	17,000.00	17,000.00	17,000.00	17,000.00	KAT Contribution
01-100-65-7899	MISCELLANEOUS EXPENSE	11,457.88	1,449.71	12,000.00	14,702.33	15,000.00	15,000.00	Shredding/Record Disposal & Other Misc. Expenses
01-100-65-7999	CONTINGENCIES	961.97	9,183.38	300,000.00		20,000.00	300,000.00	
	OPERATIONS (0-4999)	61,133.71	46,905.18	422,600.00	75,498.83	106,264.00	428,000.00	
	OTHER							
01-100-65-7894	DSBS GRANT EXP		112,500.00			0.00	0.00	
01-100-78-7880	DEPRECIATION EXPENSE					0.00	0.00	
	OTHER	0.00	112,500.00	0.00	0.00	0.00	0.00	

04/25/2022		BUDGET REPORT FOR CITY OF PLANO, IL							
GL NUMBER	DESCRIPTION	2019-20 ACTIVITY	2020-21 ACTIVITY	2021-22 AMENDED BUDGET	2021-22 ACTIVITY THRU 03/14/22	2021-22 PROJECTED ACTIVITY	2022-23 REQUESTED BUDGET	NOTES:	
Totals for dept 100 - ADMINISTRATION		580,928.83	686,526.00	1,262,079.33	643,032.39	788,442.96	1,194,884.89		
Dept 111 - ADMINISTRATIVE ADJUDICATION									
PERSONNEL SERVICES									
01-111-50-5150	WAGES-LEVEL III	1,664.49	1,627.17	1,722.76	1,464.32	1,724.52	1,780.00		
PERSONNEL SERVICES		1,664.49	1,627.17	1,722.76	1,464.32	1,724.52	1,780.00		
PROFESSIONAL SERVICES									
01-111-61-7610	LEGAL SERVICES	4,500.00	8,850.00	12,000.00	5,700.00	8,000.00	8,000.00	Hearing Officer (52 Weeks @\$150/week)	
01-111-61-7634	CONSULTING SERVICES					0.00	0.00		
PROFESSIONAL SERVICES		4,500.00	8,850.00	12,000.00	5,700.00	8,000.00	8,000.00		
CONTRACTUAL SVC & EXP									
01-111-62-7656	MTNC SRVC & RPR-COMPUTER SOFWR	4,200.00	4,200.00	4,200.00	3,500.00	4,200.00	4,200.00	Per Capers Agreement	
CONTRACTUAL SVC & EXP		4,200.00	4,200.00	4,200.00	3,500.00	4,200.00	4,200.00		
OPERATIONS (0-4999)									
01-111-65-7311	NEW OFFICE EQUIPMENT			500.00		0.00	1,000.00	FY'23 will need replacement PC	
01-111-65-7353	OFFICE SUPPLIES	158.75		500.00		0.00	500.00		
01-111-65-7899	MISCELLANEOUS EXPENSE		28.25	500.00		0.00	500.00		
01-111-65-7999	CONTINGENCIES		34.00	1,000.00		0.00	1,000.00		
OPERATIONS (0-4999)		158.75	62.25	2,500.00	0.00	0.00	3,000.00		
Totals for dept 111 - ADMINISTRATIVE ADJUDICATION		10,523.24	14,739.42	20,422.76	10,664.32	13,924.52	16,980.00		
Dept 115 - ECONOMIC DEVELOPMENT									
PROFESSIONAL SERVICES									
01-115-61-7628	ECONOMIC DEVELOPMENT SERVICE	12,735.44		16,000.00	10,666.66	16,000.00	20,000.00	Memberships & Services, Community Development, Economic Development Srvc, Branding, Display Booth, OC Creative Branding	
01-115-61-7629	EDC MEMBERSHIP	2,500.00	2,500.00	2,500.00	2,500.00	2,500.00	0.00	PEDCO Dissolved	
PROFESSIONAL SERVICES		15,235.44	2,500.00	18,500.00	13,166.66	18,500.00	20,000.00		
CONTRACTUAL SVC & EXP									
01-115-62-7758	FACADE PROGRAM	5,000.00		12,500.00	2,175.00	4,675.00	15,000.00	50% City Issued Matching Grant -up to a maximum of \$2,500 each	
CONTRACTUAL SVC & EXP		5,000.00	0.00	12,500.00	2,175.00	4,675.00	15,000.00		
COMMUNICATION									
01-115-63-7733	ADVERTISING, BIDS, PUBLICATION			3,000.00		0.00	3,000.00	General Advertising	
COMMUNICATION		0.00	0.00	3,000.00	0.00	0.00	3,000.00		
PROFESSIONAL DEVELOPMENT									
01-115-64-5810	SEMINARS, COURSES & CONFERENCES	2,110.00		1,000.00		0.00	2,500.00	ICSC Conference, RECON Vegas Conference, Valley Industrial Association	
01-115-64-5820	DUES & SUBSCRIPTIONS	270.00		400.00		0.00	540.00	ICSC Dues	
01-115-64-5830	TRAVEL, FOOD & LODGING	2,374.96		2,000.00		0.00	2,000.00	Covers all Food, Lodging & Travel: ICSC Conferences, RECON Vegas Conference, Valley Industrial Association	
PROFESSIONAL DEVELOPMENT		4,754.96	0.00	3,400.00	0.00	0.00	5,040.00		
Totals for dept 115 - ECONOMIC DEVELOPMENT		24,990.40	2,500.00	37,400.00	15,341.66	23,175.00	43,040.00		

04/25/2022		BUDGET REPORT FOR CITY OF PLANO, IL									
		2019-20	2020-21	2021-22	2021-22	2021-22	2022-23				
GL NUMBER	DESCRIPTION	ACTIVITY	ACTIVITY	AMENDED	ACTIVITY	PROJECTED	REQUESTED			NOTES:	
				BUDGET	THRU 03/14/22	ACTIVITY	BUDGET				
Dept 120 - BUILDING & GROUNDS											
PERSONNEL SERVICES											
01-120-50-5115	WAGES-DEPT HEAD/STREETS/PARKS	23,615.83	23,369.26	30,927.34	27,966.59	31,558.59	23,950.00			Full Year of New Street Superintendent	
01-120-50-5130	WAGES-LEVEL I	39,356.01	39,859.74	21,991.27	20,060.46	22,713.06	23,500.00			Moved Level I Employee to Street Superintendent	
01-120-50-5140	WAGES-LEVEL II	30,032.73	31,663.53	33,789.07	27,104.53	33,183.73	34,500.00				
01-120-50-5150	WAGES-LEVEL III	14,102.32	14,135.27	28,224.54	21,874.19	26,818.80	27,500.00			Had 2 New Hires for Streets	
PERSONNEL SERVICES		107,106.89	109,027.80	114,932.22	97,005.77	114,274.18	109,450.00				
CONTRACTUAL SVC & EXP											
01-120-62-7650	CUSTODIAL SERVICE & SUPPLIES	25,940.06	20,523.25	20,000.00	19,704.46	25,000.00	25,000.00			City Garage, Depot, & City Hall: Cleanings, Water Jug Service, Supplies, Rugs & Custodial Supplies from Cintas	
01-120-62-7660	MTNC SRVC & RPR-BUILDINGS	38,570.65	47,897.73	51,000.00	30,875.55	51,000.00	51,000.00			Furnace & A/C Repairs, Depot Space Pack Repairs, Mitsubishi Uninterruptable power supply for Police Server, Police Building Johnson controls program for furnace & heat, Fire Extinguisher Inspections, Alarm Systems, Unforeseen Repairs to Bldgs, Mowing Contract (Gorman 20%, Hemmingsen 13%, Klatt Lift Stn 1%, Niles 3%, Wtr Twr #2 5%, Kristen Ball Fields 25%, Well #7 6%, City Lot by PD 5%, Police Stn 2%)	
01-120-62-7662	MTNC SRVC & RESTORTN-GROUNDS	4,466.28	4,599.93	4,000.00	3,713.71	4,000.00	4,500.00			Grass Seed, Fertilizer, Flowers, Dirt, Shrubs, & Misc Addtl Supplies	
01-120-62-7730	GAS (HEAT & OPERATIONS)			500.00		0.00	500.00			Free f/ Depot, City Hall, Fire Barn, City Garage - for usage beyond free therms	
01-120-62-7731	ELECTRICITY	2,275.70	1,232.10	3,000.00	1,431.35	2,100.00	3,000.00			Free f/ Depot, City Hall, Fire Barn, City Garage - for usage beyond free KWL HRS	
CONTRACTUAL SVC & EXP		71,252.69	74,253.01	78,500.00	55,725.07	82,100.00	84,000.00				
COMMUNICATION											
01-120-63-7735	TELEPHONE EXPENSE-LAND LINES	128.76	119.43	130.00	130.91	145.00	150.00			Depot Phone Land Line	
COMMUNICATION		128.76	119.43	130.00	130.91	145.00	150.00				
OPERATIONS (0-4999)											
01-120-65-6418	BUILDING IMPROVEMENTS		728.00	2,500.00	388.90	2,500.00	2,500.00			City Garage Door Repair	
01-120-65-7310	NEW OPERATING EQUIPMENT					0.00	500.00				
01-120-65-7343	OPERATION SUPPLIES	10,056.60	8,446.46	9,000.00	6,966.90	9,000.00	10,000.00			Lights/Bulbs, Roof Repairs & Mtn Supplies for all Bldgs	
OPERATIONS (0-4999)		10,056.60	9,174.46	11,500.00	7,355.80	11,500.00	13,000.00				
CAPITAL OUTLAY (5000+)											
01-120-75-6410	NEW BUILDINGS					0.00	0.00				
01-120-75-6418	BUILDING IMPROVEMENTS	9,025.75	70,580.00	120,000.00	57,770.04	71,350.00	168,650.00			Kendall County Highway Salt Igloo Maint Fee City Hall Sign City Hall Doors Depot Space Pack Depot Doors City Garage Re-Roof Storage Containers (Qty. 2) Lumber Yard Building Upgrades City Garage Auxiliary Building	
01-120-75-6512	PARKING LOTS		30,615.48			0.00	0.00				
01-120-75-6515	LAND ACQUISITION					0.00	0.00				
01-120-75-7310	NEW OPERATING EQUIPMENT					0.00	0.00				

04/25/2022		BUDGET REPORT FOR CITY OF PLANO, IL								
		2019-20	2020-21	2021-22	2021-22	2021-22	2022-23			
GL NUMBER	DESCRIPTION	ACTIVITY	ACTIVITY	AMENDED	ACTIVITY	PROJECTED	REQUESTED		NOTES:	
				BUDGET	THRU 03/14/22	ACTIVITY	BUDGET			
	CAPITAL OUTLAY (5000+)	9,025.75	101,195.48	120,000.00	57,770.04	71,350.00	168,650.00			
Totals for dept 120 - BUILDING & GROUNDS		197,570.69	293,770.18	325,062.22	217,987.59	279,369.18	375,250.00			
Dept 130 - BUILDING, PLANNING & ZONING										
PERSONNEL SERVICES										
01-130-50-5114	WAGES-DEPT HEAD/BPZ	111,670.50	108,350.20	114,153.54	84,820.06	84,820.06	0.00			
01-130-50-5117	WAGES-INTERIM DEPT HEAD/BPZ	0.00	0.00	0.00		0.00	84,702.00			
01-130-50-5150	WAGES-LEVEL III	69,599.40	70,285.00	74,464.00	66,002.94	78,779.82	57,800.00		New Hires: Maintenance Inspector, Building Inspector	
PERSONNEL SERVICES		181,269.90	178,635.20	188,617.54	150,823.00	163,599.88	142,502.00			
PROFESSIONAL SERVICES										
01-130-61-7609	BOARDS/COMMISSIONERS	1,900.00	1,350.00	3,780.00		3,780.00	3,780.00		7 members - 12 Mtgs Ea @ \$45/Mtg - Paid Annually in April	
01-130-61-7610	LEGAL SERVICES	6.85		2,000.00	14,935.45	16,600.00	17,000.00		Plan Commission-as Projects Warrant Property Maint Legal Fees	
01-130-61-7616	SECRETARIAL/ADMIN SERVICE	594.30	123.10	1,000.00	556.50	1,000.00	1,000.00		Plan Commission - Court Steno of Public Hrngs & Mtng Minutes	
01-130-61-7630	MISC PROFESSIONAL SERVICES		387.50			0.00	500.00			
01-130-61-7634	CONSULTING SRV-TO BE REIMB	3,000.00		6,240.00	2,785.00	6,240.00	0.00		Reimb Consulting Fees Only (offset by revenue - See GL #01-000-42-4220)	
PROFESSIONAL SERVICES		5,501.15	1,860.60	13,020.00	18,276.95	27,620.00	22,280.00			
CONTRACTUAL SVC & EXP										
01-130-62-5630	UNIFORM/PRNL PROTECTION EQMT	59.95	93.91	200.00		0.00	1,500.00			
01-130-62-7620	CODE ENFORCEMENT	5,635.00	5,880.00	4,500.00	5,985.00	6,510.00	6,510.00		R. Erickson Consulting	
01-130-62-7662	MTNC SRVC & RESTORTN-GROUNDS	4,550.00	3,215.00	50,000.00	5,154.35	5,154.35	30,000.00		Property Clean Ups Via Inspections,Vacant Mowing, & Vacant Buildings Mowing Rt 34 ROW Mowing 2925 Hoffman Landscape Mntc	
01-130-62-7664	MTNC SRVC & RPR-OPERATING EQMT			2,600.00		0.00	2,600.00		Blue Print Plotter Machine	
01-130-62-7668	MTNC SRVC & RPR-VEHICLES					0.00	6,000.00			
CONTRACTUAL SVC & EXP		10,244.95	9,188.91	57,300.00	11,139.35	11,664.35	46,610.00			
COMMUNICATION										
01-130-63-7733	ADVERTISING, BIDS, PUBLICATION	645.75	319.50	1,000.00	247.50	1,000.00	1,000.00		Includes Legal Notices	
01-130-63-7735	TELEPHONE EXPENSE-LAND LINES	426.50	395.64	500.00	433.69	500.00	500.00			
01-130-63-7736	TELEPHONE EXPENSE-CELLULAR	530.71	431.74	500.00	363.26	500.00	700.00			
01-130-63-7738	INTERNET	439.62	620.64	700.00	568.92	700.00	700.00			
COMMUNICATION		2,042.58	1,767.52	2,700.00	1,613.37	2,700.00	2,900.00			
PROFESSIONAL DEVELOPMENT										
01-130-64-5810	SEMINARS, COURSES & CONFERENCES	559.00	707.00	1,500.00	174.00	500.00	2,000.00		ICC Trainings & All Others to Maintain Certifications	
01-130-64-5820	DUES & SUBSCRIPTIONS	550.00	816.35	750.00	320.00	500.00	500.00			
01-130-64-5830	TRAVEL, FOOD & LODGING					0.00	0.00			
01-130-64-5840	TUITION, BOOKS & FEES	1,384.04	2,197.83	4,000.00	2,583.35	4,000.00	4,000.00		Updated Code Books & Supplements Associate Degree Reimb \$3,000	
PROFESSIONAL DEVELOPMENT		2,493.04	3,721.18	6,250.00	3,077.35	5,000.00	6,500.00			
OPERATIONS (0-4999)										
01-130-65-7311	NEW OFFICE EQUIPMENT	55.55		1,000.00	384.95	500.00	2,000.00		Printers, Monitors, CPU, & Etc	
01-130-65-7333	GASOLINE, OIL & FILTERS	5,013.41	4,817.57	5,000.00	3,175.56	5,000.00	6,000.00			
01-130-65-7353	OFFICE SUPPLIES	561.49	1,178.85	1,500.00	1,192.34	1,200.00	1,500.00			
01-130-65-7899	MISCELLANEOUS EXPENSE					0.00	0.00			
OPERATIONS (0-4999)		5,630.45	5,996.42	7,500.00	4,752.85	6,700.00	9,500.00			

04/25/2022 BUDGET REPORT FOR CITY OF PLANO, IL								
GL NUMBER	DESCRIPTION	2019-20 ACTIVITY	2020-21 ACTIVITY	2021-22 AMENDED BUDGET	2021-22 ACTIVITY THRU 03/14/22	2021-22 PROJECTED ACTIVITY	2022-23 REQUESTED BUDGET	NOTES:
Totals for dept 130 - BUILDING, PLANNING & ZONING		207,182.07	201,169.83	275,387.54	189,682.87	217,284.23	230,292.00	
Dept 190 - INSURANCE								
PERSONNEL SERVICES								
01-190-50-5880	BENEFITS-WORKERS COMP	77,407.24	79,838.98	82,662.16	82,681.40	82,681.40	85,170.00	GF 79%, SWR 12%, WTR 9% of Total
01-190-50-5881	BENEFITS-UNEMPLOYMENT	5,529.10	6,621.43	7,000.00	5,329.26	7,000.00	7,000.00	ESTIMATE INCREASE OF 3%
01-190-50-5883	EMPLOYEES' INS	727,439.43	764,001.26	763,200.00	631,992.56	763,200.00	786,000.00	Most of expense is received after January
PERSONNEL SERVICES		810,375.77	850,461.67	852,862.16	720,003.22	852,881.40	878,170.00	Health, Dental, Vision, & Life minus Retiree Health (GF 78%, PRKS 1%, SWR 12%, WTR 9%)
CONTRACTUAL SVC & EXP								
01-190-62-7760	AUTO,GENLIA,CONT,INLMARINE INS	70,935.39	95,280.00	98,138.40	97,161.83	97,161.83	100,076.68	ESTIMATE INCREASE OF 3%
CONTRACTUAL SVC & EXP		70,935.39	95,280.00	98,138.40	97,161.83	97,161.83	100,076.68	
Totals for dept 190 - INSURANCE		881,311.16	945,741.67	951,000.56	817,165.05	950,043.23	978,246.68	
Dept 200 - POLICE DEPARTMENT								
PERSONNEL SERVICES								
01-200-50-5140	WAGES-LEVEL II	65,013.00	29,718.81	0.00		0.00	0.00	Loss of employee, not replacing at this level
01-200-50-5150	WAGES-LEVEL III	19,228.10	39,941.64	66,816.43	56,017.43	66,816.43	68,153.00	1-F/T Records Clerk and 1-P/T Records Clerk
01-200-50-5210	WAGES-CHIEF	108,866.90	103,795.20	109,527.36	95,233.48	109,527.36	126,431.00	Wages include sick and vacation payouts
01-200-50-5220	WAGES-LIEUTENANT	109,067.18	106,688.62	111,922.06	97,878.06	111,922.06	124,380.00	Wages include sick and vacation payouts
01-200-50-5230	WAGES-SERGEANTS	449,549.43	510,307.77	515,000.00	447,465.04	515,000.00	525,300.00	4 Sergeants + 1 Investigator Sergeant
01-200-50-5250	WAGES-PATROL OFFICERS	1,322,760.74	1,332,366.56	1,407,000.00	1,153,613.48	1,407,000.00	1,528,000.00	increase from 24 to 26 full time officers
PERSONNEL SERVICES		2,074,485.35	2,122,818.60	2,210,265.85	1,850,207.49	2,210,265.85	2,372,264.00	
PROFESSIONAL SERVICES								
01-200-61-7610	LEGAL SERVICES	1,113.00	17,348.50	20,000.00	1,044.00	5,000.00	20,000.00	Grievances & Union Contract Negotiations
01-200-61-7756	INVESTIGATIONS	7,969.63	10,310.23	13,000.00	8,010.62	13,000.00	13,000.00	Film, Tows, Med Exp, Evid Kits, Training, Eqt & Other Expenses
PROFESSIONAL SERVICES		9,082.63	27,658.73	33,000.00	9,054.62	18,000.00	33,000.00	
CONTRACTUAL SVC & EXP								
01-200-62-5609	OFFCLS BNDS/FID INS/NTRY EXP	110.00	85.50	300.00	298.54	300.00	500.00	Notary Expense for Officers and Staff
01-200-62-5625	MEDICAL EXPENSE	190.45	210.15	300.00	53.57	200.00	300.00	Replenish all First Aid Kits, Hepatitis Vaccine, Tetanus Shot
01-200-62-5630	UNIFORM/PRNL PROTECTION EQMT	18,876.92	14,453.96	23,000.00	17,656.78	23,000.00	25,000.00	Pol Uniforms, Bio Gloves, Sfty Glasses, Hearing Protection, Face Shields, Bullet Proof Vests, Bio Suits, OC Holders (Pepper Spray)
01-200-62-5640	KEN COM OPERATIONS	67,529.61	60,186.05	65,515.35	65,322.75	65,322.75	101,779.95	Reverse 911 Ken Com Dispatching Fee
01-200-62-5641	KENDALL CTY DIVERSION OFFICER	2,233.13	3,073.19	3,100.00	3,700.60	3,700.60	4,000.00	IP Flex Reach Monthly Fee
01-200-62-7664	MTNC SRVC & RPR-OPERATING EQMT	38,267.87	46,690.00	51,000.00	32,188.70	51,000.00	53,000.00	Elevator, Livescan, Barca, TLO, MID Co, Reliable, Alarm Detection, Lexipol, Drone Insur & Other
01-200-62-7666	MTNC SRVC & RPR-OFFICE EQMT	17,185.10	18,043.68	24,000.00	16,360.22	24,000.00	30,000.00	Archive Social Kopy Kat Kencom New World Annual Maintenance
01-200-62-7668	MTNC SRVC & RPR-VEHICLES	15,644.55	20,528.91	34,000.00	28,622.93	34,000.00	35,000.00	Shredding Kopy Kat Lease for Toshiba & Qtrly Maint

04/25/2022 BUDGET REPORT FOR CITY OF PLANO, IL								
		2019-20	2020-21	2021-22	2021-22	2021-22	2022-23	
GL NUMBER	DESCRIPTION	ACTIVITY	ACTIVITY	AMENDED	ACTIVITY	PROJECTED	REQUESTED	NOTES:
				BUDGET	THRU 03/14/22	ACTIVITY	BUDGET	
01-200-62-7716	POLICE PENS PRTY TAX CONTRIB	324,204.16	378,648.00	441,898.24	450,805.62	450,805.62	398,903.00	PPP Pty Tax - Deposited into PPP but shown as a Rev & Exp in GC; See Revenue gl 01-000-40-4016
01-200-62-7798	MOBILE COMMAND UNIT	500.00	500.00	500.00	500.00	500.00	500.00	
	CONTRACTUAL SVC & EXP	484,741.79	542,419.44	643,613.59	615,509.71	652,828.97	648,982.95	
COMMUNICATION								
01-200-63-7734	POSTAGE & FREIGHT	380.89	341.75	500.00	452.20	500.00	500.00	
01-200-63-7735	TELEPHONE EXPENSE-LAND LINES	7,349.62	7,729.64	7,300.00	5,340.62	7,300.00	7,300.00	
01-200-63-7736	TELEPHONE EXPENSE-CELLULAR	2,317.49	1,942.83	2,600.00	1,634.67	2,600.00	2,600.00	Chief, Lieutenants, Investigator & Sergeants
01-200-63-7738	INTERNET	4,256.53	6,202.53	6,600.00	6,369.69	6,600.00	6,600.00	Police Building, Aircards
01-200-63-7740	LINE SERVICE (LEADS/NETWORK)	17,458.72	17,853.51	18,000.00	15,147.51	18,000.00	18,000.00	New World CAD (Comcast fiber line), Leads - Air Cards
	COMMUNICATION	31,763.25	34,070.26	35,000.00	28,944.69	35,000.00	35,000.00	
PROFESSIONAL DEVELOPMENT								
01-200-64-5810	SEMINARS, COURSES & CONFERENCES	7,971.56	8,961.00	12,000.00	8,056.00	12,000.00	20,000.00	Nemert, FTO, Chief's Conf, IML, IL Drug Assoc, IL Chiefs Assoc, Labor Relation Law Conf, ILEAS, Law Enforcement Trng, On Target Solution, COE, Taser Int'l, NrthEast Multi Regional, Cellubrite Unit Certification, Evidence Technician, Defensive Driving Course & other Misc.
01-200-64-5820	DUES & SUBSCRIPTIONS	5,884.10	5,704.00	7,500.00	3,734.00	7,500.00	7,500.00	Kndl Cnty Chief's, IL Chief's Assoc, Int'l Chief's Assoc, Juvenile Ofcrs Assoc, IL Police Assoc, NEMRT, Police Law Institute
01-200-64-5830	TRAVEL, FOOD & LODGING	1,639.67	876.59	5,000.00	3,847.34	5,000.00	5,000.00	Covers all Food, Lodging & Travel: Nemert, FTO, Chief's Conf, IML, IL Drug Assoc, IL Chiefs Assoc, Labor Relation Law Conf, ILEAS, Law Enforcement Trng, On Target Solution, COE, Taser Int'l, NrthEast Multi Regional, Cellubrite Unit Certification, Evidence Technician, Defensive Driving Course & other Misc.
01-200-64-5840	TUITION, BOOKS & FEES							
01-200-64-5850	MEETING EXPENSE	387.76	64.00	500.00	317.03	500.00	500.00	Chief's Assoc & Other/Respect for Law Nominees
01-200-64-5860	POLICE ACADEMY		6,020.00	4,500.00	3,735.60	3,735.60	8,000.00	Cost of Cook County Police Academy for 2 spots
	PROFESSIONAL DEVELOPMENT	15,883.09	21,625.59	29,500.00	19,689.97	28,735.60	41,000.00	State Reimb See GL #01-000-44-4420
OPERATIONS (0-4999)								
01-200-65-7310	NEW OPERATING EQUIPMENT	33,047.70	45,522.16	60,000.00	36,660.05	60,000.00	78,000.00	Weapons, Tasers, Batons, Cameras, Law Enforcement Camera, Speed Trailer, & Other Oper Equip, Body Worn Cameras
01-200-65-7311	NEW OFFICE EQUIPMENT		5,318.90	10,000.00	3,210.81	10,000.00	22,000.00	Copiers, Computers, Evidence Room Eqt & Bins
01-200-65-7312	E-CITATION	12,632.00	4,291.00	9,530.64	9,530.64	9,530.64	9,530.64	E-ticket Annual Maint (to be Reimb by County, see gl #01-000-43-4361) Bravo's (E-Citation) Hosting Fee Bravo's (E-Citation) Hardware Bravo's (E-Citation) Annual Mtnc
01-200-65-7321	DARE-EXPENSE	5,576.08	3,000.00	5,000.00	3,574.48	5,000.00	5,000.00	Dare, Fishing w/Mayor, Shop w/ a Cop, Law Enforcement Torch Run - Special Olympics, Cop On Top - Special Olympics
01-200-65-7322	LIAISON-EXPENSE			1,000.00	133.56	1,000.00	1,000.00	School Resource Officer
01-200-65-7323	SRT-SPECIAL RESPONSE TEAM	2,000.00	2,000.00	6,000.00	2,194.99	3,500.00	6,000.00	SRT Eqt/Contr per bylaws
01-200-65-7324	MAJOR CRIMES TASK FORCE	1,000.00	1,000.00	1,000.00	1,000.00	1,000.00	1,000.00	
01-200-65-7325	SCHOOL CROSSING GUARDS		24.23	300.00		0.00	300.00	
01-200-65-7326	RANGE DUES	1,000.00	500.00	500.00		500.00	500.00	
01-200-65-7328	LIQUOR COMPLIANCE	350.00		350.00	350.00	350.00	350.00	Basset Lic Renewal
01-200-65-7333	GASOLINE, OIL & FILTERS	41,220.82	30,415.75	42,000.00	44,388.03	49,000.00	50,000.00	
01-200-65-7343	OPERATION SUPPLIES	7,338.45	6,308.51	8,000.00	8,728.86	9,000.00	12,000.00	OC Spray, Ammunition, Ticket Books, Report Forms/Citations, Targets, Racial Profiling Program
01-200-65-7353	OFFICE SUPPLIES	3,031.95	3,871.07	5,000.00	4,218.71	5,000.00	6,000.00	Ink, Toner, Paper, Letterhead, Envelopes & all other

04/25/2022 BUDGET REPORT FOR CITY OF PLANO, IL							
		2019-20	2020-21	2021-22	2021-22	2021-22	2022-23
		ACTIVITY	ACTIVITY	AMENDED	ACTIVITY	PROJECTED	REQUESTED
GL NUMBER	DESCRIPTION			BUDGET	THRU 03/14/22	ACTIVITY	BUDGET
							NOTES:
01-200-65-7354	CUSTODIAL SUPPLIES	953.65	1,337.65	1,500.00	1,293.08	1,500.00	1,500.00
01-200-65-7896	SEX OFFENDER REG FEE REMITTANC	650.00	715.00	900.00	780.00	900.00	900.00
01-200-65-7899	MISCELLANEOUS EXPENSE	1,318.30	2,409.26	3,820.00	3,571.53	3,820.00	4,000.00
OPERATIONS (0-4999)		110,118.95	106,713.53	154,900.64	119,634.74	160,100.64	198,080.64
CAPITAL OUTLAY (5000+)							
01-200-75-6312	NEW VEHICLES	33,566.70		85,000.00	99,856.52	99,856.52	36,252.48
01-200-75-7310	NEW OPERATING EQUIPMENT	11,880.50	25,350.68	37,000.00	38,678.94	38,678.94	45,000.00
01-200-75-7600	CAPITAL OUTLAY					0.00	0.00
CAPITAL OUTLAY (5000+)		45,447.20	25,350.68	122,000.00	138,535.46	138,535.46	81,252.48
Totals for dept 200 - POLICE DEPARTMENT		2,771,522.26	2,880,656.83	3,228,280.08	2,781,576.68	3,243,466.52	3,409,580.07
Dept 210 - FIRE & POLICE COMMISSION							
PERSONNEL SERVICES							
01-210-50-5255	POLICE COMMISSIONERS	6,000.00	6,000.00	6,000.00	4,500.00	6,000.00	6,000.00
PERSONNEL SERVICES		6,000.00	6,000.00	6,000.00	4,500.00	6,000.00	6,000.00
PROFESSIONAL SERVICES							
01-210-61-7610	LEGAL SERVICES			500.00		0.00	500.00
PROFESSIONAL SERVICES		0.00	0.00	500.00	0.00	0.00	500.00
CONTRACTUAL SVC & EXP							
01-210-62-7666	MTNC SRVC & RPR-OFFICE EQMT			500.00		0.00	500.00
01-210-62-7671	TESTING SERVICES	11,305.00	771.00	25,000.00	2,912.00	2,912.00	25,000.00
CONTRACTUAL SVC & EXP		11,305.00	771.00	25,500.00	2,912.00	2,912.00	25,500.00
COMMUNICATION							
01-210-63-7733	ADVERTISING, BIDS, PUBLICATION	496.00	496.00	1,000.00		0.00	1,000.00
01-210-63-7734	POSTAGE & FREIGHT					0.00	0.00
01-210-63-7736	TELEPHONE EXPENSE-CELLULAR	358.93	245.15	300.00	191.76	300.00	300.00
01-210-63-7738	INTERNET	310.32	310.32	311.00	284.46	311.00	311.00
COMMUNICATION		1,165.25	1,051.47	1,611.00	476.22	611.00	1,611.00
PROFESSIONAL DEVELOPMENT							
01-210-64-5810	SEMINARS, COURSES & CONFERENCES			1,000.00		0.00	1,000.00
01-210-64-5820	DUES & SUBSCRIPTIONS	375.00	375.00	375.00	375.00	375.00	375.00
01-210-64-5840	TUITION, BOOKS & FEES			300.00		300.00	300.00
PROFESSIONAL DEVELOPMENT		375.00	375.00	1,675.00	375.00	675.00	1,675.00
OPERATIONS (0-4999)							
01-210-65-7311	NEW OFFICE EQUIPMENT			1,000.00		0.00	1,000.00
01-210-65-7353	OFFICE SUPPLIES		100.00	600.00		0.00	500.00
01-210-65-7899	MISCELLANEOUS EXPENSE			500.00		0.00	500.00
OPERATIONS (0-4999)		0.00	100.00	2,100.00	0.00	0.00	2,000.00
Totals for dept 210 - FIRE & POLICE COMMISSION		18,845.25	8,297.47	37,386.00	8,263.22	10,198.00	37,286.00

04/25/2022		BUDGET REPORT FOR CITY OF PLANO, IL									
		2019-20	2020-21	2021-22	2021-22	2021-22	2022-23				
GL NUMBER	DESCRIPTION	ACTIVITY	ACTIVITY	AMENDED	ACTIVITY	PROJECTED	REQUESTED			NOTES:	
				BUDGET	THRU 03/14/22	ACTIVITY	BUDGET				
Dept 300 - STORM SEWERS											
PERSONNEL SERVICES											
01-300-50-5120	WAGES-SUPERVISOR	4,742.94	4,612.46	4,884.17	4,114.43	4,811.39	5,000.00				
01-300-50-5140	WAGES-LEVEL II	2,728.75	3,883.05	4,085.34	1,731.27	1,731.27	0.00			Employee moved to other Dept replacement at level III	
01-300-50-5150	WAGES-LEVEL III	22,480.56	20,905.51	25,077.97	21,105.31	25,582.95	26,500.00				
PERSONNEL SERVICES		29,952.25	29,401.02	34,047.48	26,951.01	32,125.61	31,500.00				
PROFESSIONAL SERVICES											
01-300-61-7634	CONSULTING SERVICES			9,975.00	6,205.64	9,975.00	9,975.00			HR Green NPDES Permit Compliance for EPA Stormwater	
PROFESSIONAL SERVICES		0.00	0.00	9,975.00	6,205.64	9,975.00	9,975.00				
CONTRACTUAL SVC & EXP											
01-300-62-7657	GIS HOSTING & SUPPORT FEE	10,000.00	12,504.29	20,000.00	10,252.50	20,000.00	20,000.00			GIS Build and Hosting (split 1/3 ea. with GF, SWR, WTR)	
01-300-62-7676	MTNC SRVC & RPR	3,612.43	9,192.50	27,000.00	17,871.38	27,000.00	27,000.00			Storm Sewer Lining, Drainage Issues	
CONTRACTUAL SVC & EXP		13,612.43	21,696.79	47,000.00	28,123.88	47,000.00	47,000.00				
COMMUNICATION											
01-300-63-7741	JULIE FACSIMILE	382.04	1,702.77	1,700.00	1,625.89	1,625.89	1,700.00			1/3 Annual JULIE cost (GF 33%, SWR 33%, & WTR 34%)	
COMMUNICATION		382.04	1,702.77	1,700.00	1,625.89	1,625.89	1,700.00				
OPERATIONS (0-4999)											
01-300-65-7310	NEW OPERATING EQUIPMENT					0.00	0.00				
01-300-65-7316	MTNC & RPR-SUPPLIES	1,280.29	514.97	11,000.00	1,862.77	11,000.00	11,000.00			Replacement Curb Inlet, Storm Grates, Storm manhole restoration	
01-300-65-7343	OPERATION SUPPLIES	28.97	347.37	500.00		500.00	500.00			Locator Supplies	
01-300-65-7353	OFFICE SUPPLIES					0.00	0.00				
OPERATIONS (0-4999)		1,309.26	862.34	11,500.00	1,862.77	11,500.00	11,500.00				
CAPITAL OUTLAY (5000+)											
01-300-75-6425	STORM SEWER MAINS	13,307.27		16,000.00	14,417.40	14,417.40	5,000.00			Storm Sewer Installation/Replacement	
01-300-75-7310	NEW OPERATING EQUIPMENT					0.00	0.00				
CAPITAL OUTLAY (5000+)		13,307.27	0.00	16,000.00	14,417.40	14,417.40	5,000.00				
Totals for dept 300 - STORM SEWERS		58,563.25	53,662.92	120,222.48	79,186.59	116,643.90	106,675.00				
Dept 310 - STREETS											
PERSONNEL SERVICES											
01-310-50-5115	WAGES-DEPT HEAD/STREETS/PARKS	66,209.25	65,518.67	86,596.50	78,391.40	88,446.60	67,008.76			Full Year of New Street Superintendent	
01-310-50-5130	WAGES-LEVEL I	110,364.40	111,776.41	61,575.50	56,253.87	66,002.78	67,700.00			Moved Level I Employee to Street Superintendent	
01-310-50-5140	WAGES-LEVEL II	84,398.05	88,824.93	95,000.00	76,059.51	93,076.32	95,500.00				
01-310-50-5150	WAGES-LEVEL III	39,571.54	39,663.76	79,028.89	62,635.61	76,480.57	79,000.00			Had 2 New Hires for Streets	
PERSONNEL SERVICES		300,543.24	305,783.77	322,200.89	273,340.39	324,006.27	309,208.76				
CONTRACTUAL SVC & EXP											
01-310-62-5630	UNIFORM/PRNL PROTECTION EQMT	26,245.09	12,018.38	20,000.00	10,631.09	20,000.00	20,000.00			Uniforms & Personal Safety Equipment, Shoes, Glasses, Vests, Sweaters & Other	
01-310-62-7663	CONTRACTUAL MTNCE	18,251.25	29,615.00	27,500.00	24,246.50	27,500.00	30,000.00			Snow Plowing Contracts: Lakewood North & West / Downtown Area	
01-310-62-7664	MTNC SRVC & RPR-OPERATING EQMT	1,439.21	1,448.61	3,000.00	1,677.28	1,830.00	3,000.00			Reliable Maint Agreement	

04/25/2022		BUDGET REPORT FOR CITY OF PLANO, IL									
		2019-20	2020-21	2021-22	2021-22	2021-22	2022-23				
GL NUMBER	DESCRIPTION	ACTIVITY	ACTIVITY	AMENDED	ACTIVITY	PROJECTED	REQUESTED			NOTES:	
				BUDGET	THRU 03/14/22	ACTIVITY	BUDGET				
01-310-62-7665	MTNC SRVC & RPR-CIVIL DEF SIRN	1,958.64	2,091.02	2,500.00	2,646.46	2,646.46	3,000.00			Annual Maintenance Contract - Sirens Annual Monitoring - Siren system	
01-310-62-7667	MTNC SRVC & RPR-STREETS	11,278.42	560,054.50	500,000.00	535,491.69	535,491.69	500,000.00			50% of Utility Taxes (Telecom, Gas, & Electric) \$299,000 Addtl'l for Street \$201,000 Note for FY'23: \$10,000 gravel \$40,000 engineering \$450,000 construction	
01-310-62-7668	MTNC SRVC & RPR-VEHICLES	39,499.13	36,264.62	35,000.00	20,237.28	32,500.00	35,000.00			All Trucks, Incl Bucket Trucks, Annual Inspections, Undercarriages	
	CONTRACTUAL SVC & EXP	98,671.74	641,492.13	588,000.00	594,930.30	619,968.15	591,000.00				
COMMUNICATION											
01-310-63-7735	TELEPHONE EXPENSE-LAND LINES	675.88	363.87	500.00	398.93	420.00	500.00				
01-310-63-7736	TELEPHONE EXPENSE-CELLULAR	1,147.74	861.89	1,200.00	615.77	800.00	1,200.00				
01-310-63-7738	INTERNET	2,371.20	2,335.05	2,400.00	1,879.69	2,400.00	2,400.00				
	COMMUNICATION	4,194.82	3,560.81	4,100.00	2,894.39	3,620.00	4,100.00				
PROFESSIONAL DEVELOPMENT											
01-310-64-5810	SEMINARS, COURSES & CONFERENCES		774.00	1,500.00	108.00	1,500.00	1,500.00			OSHA Trainings, Safety Courses, Commuties of Excellence, General Standards Training, Road Scholar & All Other	
01-310-64-5820	DUES & SUBSCRIPTIONS	305.00	165.00	500.00	120.00	500.00	500.00			FCC Renewal, CDL Renewals, IPMAN Dues	
01-310-64-5830	TRAVEL, FOOD & LODGING	40.00		1,500.00		500.00	1,500.00			Covers all Food, Lodging & Travel: OSHA Trainings, Safety Courses, General Standards Training, Road Scholar & All Other	
01-310-64-5840	TUITION, BOOKS & FEES			500.00		500.00	500.00				
01-310-64-5850	MEETING EXPENSE	162.07	58.69	500.00	100.77	500.00	500.00				
	PROFESSIONAL DEVELOPMENT	507.07	997.69	4,500.00	328.77	3,500.00	4,500.00				
OPERATIONS (0-4999)											
01-310-65-7310	NEW OPERATING EQUIPMENT	6,082.84	10,784.73	40,000.00	37.49	10,000.00	20,000.00			Small tools for shop	
01-310-65-7316	MTNC & RPR-SUPPLIES	1,219.20	1,504.79	3,000.00	225.00	3,000.00	3,000.00			Locks, Doors, Ballasts, Fire Extinguisher replacements	
01-310-65-7318	MTNC SRVC & RPR SUPPLS-VEHICLE	14,112.95	14,996.18	16,000.00	5,486.16	10,000.00	16,000.00			In House Repairs to Vehicles All City Str/Park Trucks (Due to increase in gasoline prices)	
01-310-65-7333	GASOLINE, OIL & FILTERS	21,413.73	26,062.36	25,000.00	26,965.53	27,000.00	30,000.00				
01-310-65-7343	OPERATING SUPPLIES	17,952.28	19,242.70	20,000.00	11,420.43	20,000.00	20,000.00			Chemicals & Misc. Hardware	
01-310-65-7353	OFFICE SUPPLIES	226.71	68.25	750.00	239.83	750.00	750.00			Water refills & Misc. office supply needs	
01-310-65-7899	MISCELLANEOUS EXPENSE	16,381.00	4,032.91	14,000.00	7,164.00	10,000.00	20,000.00			Crop Damage, Brush Dumping, Leaf Disposal	
	OPERATIONS (0-4999)	77,388.71	76,691.92	118,750.00	51,538.44	80,750.00	109,750.00				
CAPITAL OUTLAY (5000+)											
01-310-75-6312	NEW VEHICLES	59,987.03	31,457.88	270,000.00	46,888.27	46,888.27	394,951.00			F-250 Truck + Snow Plow \$40,062.52 (includes trade-in) Used Bucket Truck \$85,000 5 Yard Dump Truck + Snow Plow/Spreader \$173,000 New F-250 Truck + Snow Plow \$50,000 (no trade-in) 2022 Elgin Pelican Dual Broom Street Sweeper Payment #1 of 5 \$46,888.27 Due 10/11/2021 (FY'22) Payment #2 of 5 \$46,888.27 Due 10/11/2022 (FY'23) Payment #3 of 5 \$46,888.27 Due 10/11/2023 (FY'24) Payment #4 of 5 \$46,888.27 Due 10/11/2024 (FY'25) Payment #5 of 5 \$46,888.27 Due 10/11/2025 (FY'26)	
01-310-75-6430	SIDEWALKS					0.00	0.00			Moved to MFT	
01-310-75-6514	RIGHT-OF-WAY					0.00	0.00				

04/25/2022		BUDGET REPORT FOR CITY OF PLANO, IL									
GL NUMBER	DESCRIPTION	2019-20 ACTIVITY	2020-21 ACTIVITY	2021-22 AMENDED BUDGET	2021-22 ACTIVITY THRU 03/14/22	2021-22 PROJECTED ACTIVITY	2022-23 REQUESTED BUDGET	NOTES:			
01-310-75-7310	NEW OPERATING EQUIPMENT	150,436.00		45,000.00		0.00	65,000.00	Street Paint Sprayer \$15,000			
01-310-75-7312	NEW EQUIPMENT-CIVIL DEF SIREN		26,505.00	26,287.00	26,287.00	26,287.00	0.00	Tractor (Mower) with Deck & Broom \$50,000			
01-310-75-7600	CAPITAL OUTLAY					0.00	0.00	Project Complete: Siren at Harry Neubert (Churchill) Park			
	CAPITAL OUTLAY (5000+)	210,423.03	57,962.88	341,287.00	73,175.27	73,175.27	459,951.00				
Totals for dept 310 - STREETS		691,728.61	1,086,489.20	1,378,837.89	996,207.56	1,105,019.69	1,478,509.76				
Dept 320 - STREET, LIGHTING & RR CROSSING											
CONTRACTUAL SVC & EXP											
01-320-62-6427	MTNC SRVC & RPR-STR LGHTS	261.41	2,512.74	7,500.00	4,503.66	5,000.00	15,000.00	Lkwd Str Light pole base painting & Contractual Street Light Repairs			
01-320-62-6428	MTNC SRVC & RPR-STOP LGHTS	11,546.28	2,510.55	15,000.00	2,229.75	4,500.00	15,000.00	Contractual Stop Light Repairs (ie. Meade & ect.)			
01-320-62-6429	MTNCE SRVC & RPR-RRX	8,872.34	7,342.60	10,000.00	8,811.12	8,812.00	10,000.00	Contractual RRX Maint (ie. CDL Electric)			
01-320-62-7731	ELECTRICITY	57,803.95	56,622.75	57,000.00	42,739.33	57,000.00	57,000.00				
CONTRACTUAL SVC & EXP		78,483.98	68,988.64	89,500.00	58,283.86	75,312.00	97,000.00				
OPERATIONS (0-4999)											
01-320-65-6316	SIGNS	16,480.81	15,672.09	16,000.00	1,582.46	16,000.00	16,000.00	Replacement Signs & Poles			
01-320-65-6427	MTNC SRVC & RPR-STR LGHTS	252.99	1,000.00	3,000.00		3,000.00	3,000.00	In-House Street Light Repairs			
01-320-65-6428	MTNC SRVC & RPR-STOP LGHTS	62.96	388.00	2,000.00	757.53	2,000.00	2,000.00	In-House Stop Light Repairs			
01-320-65-6429	MTNC SRVC & RPR-RRX					500.00	500.00	In-House RRX Light Repairs			
01-320-65-7343	OPERATION SUPPLIES	25,355.16	31,808.27	35,000.00	26,155.57	26,155.57	44,000.00	Street Paint, Beads and supplies for paint machine			
OPERATIONS (0-4999)		42,151.92	48,868.36	56,000.00	28,495.56	47,655.57	65,500.00				
Totals for dept 320 - STREET, LIGHTING & RR CROSSING		120,635.90	117,857.00	145,500.00	86,779.42	122,967.57	162,500.00				
Dept 410 - HEALTH & WELFARE											
PROFESSIONAL SERVICES											
01-410-61-7625	DISPOSAL STICKERS	2,850.00	1,900.00	3,000.00	1,900.00	2,068.00	3,000.00	\$1.00 / Sticker - See GL #01-000-42-4226			
01-410-61-7626	DISPOSAL SERVICE	1,006,421.61	1,064,540.95	944,804.88	883,287.66	944,804.88	1,002,141.36	See GL #01-000-42-4225			
PROFESSIONAL SERVICES		1,009,271.61	1,066,440.95	947,804.88	885,187.66	946,872.88	1,005,141.36				
CONTRACTUAL SVC & EXP											
01-410-62-7766	INSECT ABATEMENT	10,456.00	5,228.00	11,000.00	10,562.00	10,562.00	16,500.00	Mosquito Abatement/Spray (3 applications to entire City) & Briquettes			
CONTRACTUAL SVC & EXP		10,456.00	5,228.00	11,000.00	10,562.00	10,562.00	16,500.00				
Totals for dept 410 - HEALTH & WELFARE		1,019,727.61	1,071,668.95	958,804.88	895,749.66	957,434.88	1,021,641.36				
Dept 506 - BRIDGES											
PROFESSIONAL SERVICES											
01-506-61-7618	ENGINRNG - BRIDGES	3,528.74		10,000.00	6,100.00	6,100.00	0.00	Bridge Inspections Due Every 2 Years (Next in FY'24)			
01-506-61-7619	CONSTR - BRIDGES					0.00	0.00	Culvert Inspections Due Every 4 Years (Next in FY'26)			
PROFESSIONAL SERVICES		3,528.74	0.00	10,000.00	6,100.00	6,100.00	0.00				
Totals for dept 506 - BRIDGES		3,528.74	0.00	10,000.00	6,100.00	6,100.00	0.00				
Dept 660 - PARKWAYS, TREES & PLANTING											
CONTRACTUAL SVC & EXP											
01-660-62-7662	MTNC SRVC & RESTORTN-GROUNDS	5,382.00	7,365.00	9,000.00	10,575.00	10,575.00	13,000.00	Stump Grinding, Misc. Trees & Tree Cutting			
CONTRACTUAL SVC & EXP		5,382.00	7,365.00	9,000.00	10,575.00	10,575.00	13,000.00				

04/25/2022		BUDGET REPORT FOR CITY OF PLANO, IL							
GL NUMBER	DESCRIPTION	2019-20 ACTIVITY	2020-21 ACTIVITY	2021-22 AMENDED BUDGET	2021-22 ACTIVITY THRU 03/14/22	2021-22 PROJECTED ACTIVITY	2022-23 REQUESTED BUDGET	NOTES:	
Totals for dept 660 - PARKWAYS, TREES & PLANTING		5,382.00	7,365.00	9,000.00	10,575.00	10,575.00	13,000.00		
Dept 900 - TRANSFERS									
TRANSFER OUT									
01-900-99-2299	TRANSFERS OUT								
01-900-99-9810	CAPITAL ASSET TRSFR TO PARKS					0.00	0.00		
01-900-99-9825	CAPITAL ASSET TRSFR TO SWR					0.00	0.00		
01-900-99-9828	CAPITAL ASSET TRSFR TO WTR					0.00	0.00		
01-900-99-9910	TRANSFER TO PARKS			13,500.00	13,500.00	13,500.00	0.00	Transfer to Parks from General Fund for Financial Assistance	
01-900-99-9919	TRANSFER TO IMRF					0.00	0.00		
01-900-99-9920	TRANSFER TO OPEB	86,656.00	112,901.00	125,453.44	125,453.44	125,453.44	131,730.00	Actuarial Valuation Annual Required Contribution \$152,992 (A new valuation is required in FY'2022) (GF=82%, PRKS=2%, SWR=8%, WTR=8%) Estimate 5% Increase	
01-900-99-9922	TRANSFER TO DEBT SERVICE	295,751.00	281,138.00	295,489.50	295,489.50	295,489.50	300,473.50	50% of Prior FY Utility Taxes Rcvd for Pol Bldg Bond Pmt: BOND 2016(11) Principal \$250,000 & Intr \$50,473.50 = \$300,473.50	
01-900-99-9925	TRANSFER TO SEWER FUND					0.00	0.00		
01-900-99-9928	TRANSFER TO WATER FUND					0.00	0.00		
TRANSFER OUT		382,407.00	394,039.00	434,442.94	434,442.94	434,442.94	432,203.50		
Totals for dept 900 - TRANSFERS		382,407.00	394,039.00	434,442.94	434,442.94	434,442.94	432,203.50		
TOTAL APPROPRIATIONS		6,974,847.01	7,764,483.47	9,193,826.68	7,192,754.95	8,279,087.62	9,500,089.26	TOTAL EXPENSES	
NET OF REVENUES/APPROPRIATIONS - FUND 01		543,910.63	866,569.83	(974,619.28)	397,229.89	236,233.19	(906,373.57)		
BEGINNING FUND BALANCE				1,812,604.46		1,812,604.46	2,048,837.65		
ENDING FUND BALANCE				837,985.18		2,048,837.65	1,142,464.08	Operating Cash Balance	
				255,180.10			255,180.10	Performance Bonds Returnable	
				628,748.14			628,948.77	Road & Bridge (Levied by Township and Restricted to use for Road & Bridge)	
				1,721,913.42			2,026,592.95	ENDING FUND BALANCE	

04/25/2022		BUDGET REPORT FOR CITY OF PLANO, IL								
GL NUMBER	DESCRIPTION	2019-20 ACTIVITY	2020-21 ACTIVITY	2021-22 AMENDED BUDGET	2021-22 ACTIVITY THRU 03/14/22	2021-22 PROJECTED ACTIVITY	2022-23 REQUESTED BUDGET	NOTES:		
Fund 07 - MOTOR FUEL TAX FUND										
ESTIMATED REVENUES										
Dept 000 - ASSETS, LIA, CAPTL & REVENUES										
TAXES										
07-000-40-4040	MOTOR FUEL TAX ALLOTMENT	397,704.16	436,325.79	429,897.60	405,872.68	479,967.42	488,096.40	Per IML (FEB 2022) Revenue Forecast MFT Allotment \$23.50 per capita Transportation Renewal \$17.70 per capita High Growth City Allotment		
TAXES		397,704.16	436,325.79	429,897.60	405,872.68	479,967.42	488,096.40			
MISCELLANEOUS										
07-000-44-4400	MISCELLANEOUS INCOME									
MISCELLANEOUS		0.00	0.00	0.00	0.00	0.00	0.00			
INTERGOVERNMENTAL										
07-000-45-4500	GRANTS			49,000.00	49,000.00	49,000.00	0.00	Low Street Grant Reimb f/ Construction Engineering Rebuild Illinois Bond Funds Grant \$715,453.14 (to be recvd in 6 installments over 3yrs) 5/14/20 Rcvd Installement #1 \$119,242.19 7/24/20 Rcvd Installement #2 \$119,242.19 3/18/21 Rcvd Installement #3 \$119,242.19 5/12/21 Rcvd Installement #4 \$119,242.19 3/14/21 Rcvd Installement #5 \$119,242.19		
07-000-45-4506	REBUILD ILLINOIS BOND FUNDS		357,726.57	119,242.19	119,242.19	238,484.38	119,242.19			
07-000-45-4587	GRANT-MAIN ST		126,992.79			0.00	0.00			
INTERGOVERNMENTAL		0.00	484,719.36	168,242.19	168,242.19	287,484.38	119,242.19			
INTEREST										
07-000-46-4600	INTEREST INCOME	5,264.58	650.07	2,000.00	2,250.15	2,900.00	3,000.00			
INTEREST		5,264.58	650.07	2,000.00	2,250.15	2,900.00	3,000.00			
TRANSFERS IN										
07-000-49-4901	TRANSFER FROM GENERAL FUND									
TRANSFERS IN										
Totals for dept 000 - ASSETS, LIA, CAPTL & REVENUES		402,968.74	921,695.22	600,139.79	576,365.02	770,351.80	610,338.59			
TOTAL ESTIMATED REVENUES		402,968.74	921,695.22	600,139.79	576,365.02	770,351.80	610,338.59			
APPROPRIATIONS										
Dept 310 - STREETS										
PROFESSIONAL SERVICES										
07-310-61-7618	ENGINRNG			4,900.00	2,578.75	2,578.75	4,900.00	Engineering costs		
07-310-61-7619	CONSTRUCTION		55,492.12	70,100.00		0.00	150,000.00	Sidewalks, Sealcoating		
PROFESSIONAL SERVICES		0.00	55,492.12	75,000.00	2,578.75	2,578.75	154,900.00			
CONTRACTUAL SVC & EXP										
07-310-62-7345	OPERATION SUPPLIES-SALT/MAINT	84,886.68	57,797.57	85,000.00	22,946.12	85,000.00	92,000.00	Salt \$75,000 Tree Rplcmnts-Emerald Ash Bore Disease \$17,000		
07-310-62-7662	MTNC SRVC & RESTORTN-GROUNDS	28,219.47	17,741.74	35,000.00	14,083.30	35,000.00	35,000.00	CA6, Cold Patch and Emulsion		
CONTRACTUAL SVC & EXP		113,106.15	75,539.31	120,000.00	37,029.42	120,000.00	127,000.00			

04/25/2022		BUDGET REPORT FOR CITY OF PLANO, IL								
GL NUMBER	DESCRIPTION	2019-20 ACTIVITY	2020-21 ACTIVITY	2021-22 AMENDED BUDGET	2021-22 ACTIVITY THRU 03/14/22	2021-22 PROJECTED ACTIVITY	2022-23 REQUESTED BUDGET	NOTES:		
OPERATIONS (0-4999)										
07-310-65-7899	MISCELLANEOUS EXPENSE	20.50	20.50	50.00		0.00	50.00	Check Stock		
OPERATIONS (0-4999)		20.50	20.50	50.00	0.00	0.00	50.00			
CAPITAL OUTLAY (5000+)										
07-310-75-7600	CAPITAL OUTLAY - MFT					0.00	0.00			
CAPITAL OUTLAY (5000+)		0.00	0.00	0.00	0.00	0.00	0.00			
Totals for dept 310 - STREETS		113,126.65	131,051.93	195,050.00	39,608.17	122,578.75	281,950.00	22-00000-00-GM		
Dept 507 - N LEW STREET CONSTRUCTION										
PROFESSIONAL SERVICES										
07-507-61-7618	ENGINRNG - LEW ST	46,960.27				0.00	0.00			
07-507-61-7619	CONSTR - LEW ST		140,855.43	90,000.00	35,865.23	40,000.00	10,000.00			
PROFESSIONAL SERVICES		46,960.27	140,855.43	90,000.00	35,865.23	40,000.00	10,000.00			
Totals for dept 507 - N LEW STREET CONSTRUCTION		46,960.27	140,855.43	90,000.00	35,865.23	40,000.00	10,000.00	15-00044-00-FP		
Dept 519 - MAIN ST BRIDGE										
PROFESSIONAL SERVICES										
07-519-61-7618	ENGINRNG - MAIN ST BRIDGE	1,081.23				0.00	0.00			
07-519-61-7619	CONSTR - MAIN ST BRIDGE	176,321.61	163,731.15	95,000.00		0.00	90,000.00			
PROFESSIONAL SERVICES		177,402.84	163,731.15	95,000.00	0.00	0.00	90,000.00			
Totals for dept 519 - MAIN ST BRIDGE		177,402.84	163,731.15	95,000.00	0.00	0.00	90,000.00	15-00045-00-BR		
Dept 541 - REBUILD ILLINOIS BOND FUNDS										
PROFESSIONAL SERVICES								REBUILD ILLINOIS GRANT		
07-541-61-7618	ENG-REBUILD ILLINOIS BOND FUNDS			68,603.00	52,049.52	68,603.00	4,900.00	Grant recorded in GL 07-000-45-4506 Engineering Cost		
07-541-61-7619	CONST-REBUILD ILLINOIS BOND FUNDS			646,850.14	533,851.41	561,948.85	80,001.29	Re-Surfacing Streets & Misc. Patch Jobs		
PROFESSIONAL SERVICES		0.00	0.00	715,453.14	585,900.93	630,551.85	84,901.29			
Totals for dept 541 - REBUILD ILLINOIS BOND FUNDS		0.00	0.00	715,453.14	585,900.93	630,551.85	84,901.29	21-00048-00-RS		
Dept 544 - HALE STREET RECONSTRUCTION										
PROFESSIONAL SERVICES								STP-L GRANT		
07-544-61-7618	ENG-HALE STREET RECONSTRUCTION			0.00	0.00	0.00	134,000.00	PHASE 1 & 2 ENGINEERING IS 100% PAID BY MFT (LOCAL MONEYS)		
07-544-61-7619	CONST-HALE STREET RECONSTRUCTION			0.00	0.00	0.00	0.00	PHASE 3 ENGINEERING & CONSTRUCTION IS 80/20 (20% LOCAL MONEY)		
PROFESSIONAL SERVICES		0.00	0.00	0.00	0.00	0.00	134,000.00			
Totals for dept 544 - REBUILD ILLINOIS BOND FUNDS		0.00	0.00	0.00	0.00	0.00	134,000.00			
TOTAL APPROPRIATIONS		337,489.76	435,638.51	1,095,503.14	661,374.33	793,130.60	600,851.29	TOTAL EXPENSES		
NET OF REVENUES/APPROPRIATIONS - FUND 07		65,478.98	486,056.71	(495,363.35)	(85,009.31)	(22,778.80)	9,487.30			
BEGINNING FUND BALANCE				1,562,222.53		1,562,222.53	1,539,443.73			
ENDING FUND BALANCE				1,066,859.18		1,539,443.73	1,548,931.03	ENDING FUND BALANCE		

04/25/2022		BUDGET REPORT FOR CITY OF PLANO, IL								
GL NUMBER	DESCRIPTION	2019-20 ACTIVITY	2020-21 ACTIVITY	2021-22 AMENDED BUDGET	2021-22 ACTIVITY THRU 03/14/22	2021-22 PROJECTED ACTIVITY	2022-23 REQUESTED BUDGET	NOTES:		
Fund 10 - PARKS FUND										
ESTIMATED REVENUES										
Dept 000 - ASSETS, LIA, CAPTL & REVENUES										
TAXES										
10-000-40-4000	PROPERTY TAXES	92,910.02	92,248.77	91,166.67	90,984.61	90,984.61	95,000.00	Levied 12/2021 for Summer 2022		
	TAXES	92,910.02	92,248.77	91,166.67	90,984.61	90,984.61	95,000.00			
CHARGES FOR SERVICE										
10-000-42-4278	RENTAL INCOME	1,500.00	1,500.00	1,500.00	1,500.00	1,500.00	1,500.00	Brummel Lease \$1,500		
	CHARGES FOR SERVICE	1,500.00	1,500.00	1,500.00	1,500.00	1,500.00	1,500.00			
MISCELLANEOUS										
10-000-44-4400	MISCELLANEOUS INCOME	10,527.00				0.00	0.00			
10-000-44-4416	CHARITABLE DONATIONS				1,000.00	1,000.00	15,700.00	Donations for Jared's Memorial Dog Park		
	MISCELLANEOUS	10,527.00	0.00	0.00	1,000.00	1,000.00	15,700.00			
INTERGOVERNMENTAL										
10-000-45-4500	GRANTS		2,792.01			0.00	5,000.00	Pet Safe - Bark for your park grant \$5,000		
10-000-45-4504	OSLAD GRANT-FOLI PARK	44,566.50				0.00	0.00	Project Complete		
	INTERGOVERNMENTAL	44,566.50	2,792.01	0.00	0.00	0.00	5,000.00			
INTEREST										
10-000-46-4600	INTEREST INCOME	213.43	69.01	100.00	39.17	42.00	50.00			
	INTEREST	213.43	69.01	100.00	39.17	42.00	50.00			
CONTRIBUTIONS										
10-000-47-4701	CONTRIBUTIONS-OTHER	50.00	300.00	300.00		0.00	200.00	Memorial Bricks		
	CONTRIBUTIONS	50.00	300.00	300.00	0.00	0.00	200.00			
OTHER OPERATING RECEIPTS										
10-000-48-4800	LOAN PROCEEDS					0.00	0.00			
	OTHER OPERATING RECEIPTS									
TRANSFERS IN										
10-000-49-4901	TRANSFER FROM GENERAL FUND			13,500.00	13,500.00	13,500.00	0.00	Transfer to Parks from General Fund for Financial Assistance		
	TRANSFERS IN	0.00	0.00	13,500.00	13,500.00	13,500.00	0.00			
Totals for dept 000 - ASSETS, LIA, CAPTL & REVENUES		149,766.95	96,909.79	106,566.67	107,023.78	107,026.61	117,450.00			
TOTAL ESTIMATED REVENUES		149,766.95	96,909.79	106,566.67	107,023.78	107,026.61	117,450.00			
APPROPRIATIONS										
Dept 100 - ADMINISTRATION										
PERSONNEL SERVICES										
10-100-50-5113	WAGES-DEPT HEAD/TREAS/BDGT	1,790.37	1,718.48	1,749.03	1,496.46	1,757.70	1,802.00			
10-100-50-5115	WAGES-DEPT HEAD/STREETS/PARKS	4,723.11	4,673.85	6,185.45	5,593.30	6,311.70	4,800.00	Full Year of New Street Superintendent		
10-100-50-5130	WAGES-LEVEL I	9,813.57	9,605.31	6,107.22	5,501.65	6,446.69	6,610.00	Moved Level I Employee to Street Superintendent		
10-100-50-5140	WAGES-LEVEL II	7,011.54	7,314.54	7,155.26	6,304.38	7,675.19	7,870.00			
10-100-50-5150	WAGES-LEVEL III	2,820.48	2,827.05	5,644.98	4,374.56	5,363.48	5,500.00	Had 2 New Hires for Streets		
10-100-50-5154	WAGES-SEASONAL/TEMPORARY		3,761.25					Removed Seasonal Person & Replaced w/Mowing Contract		
	PERSONNEL SERVICES	26,159.07	29,900.48	26,841.94	23,270.35	27,554.76	26,582.00			

04/25/2022 BUDGET REPORT FOR CITY OF PLANO, IL								
		2019-20	2020-21	2021-22	2021-22	2021-22	2022-23	
GL NUMBER	DESCRIPTION	ACTIVITY	ACTIVITY	AMENDED	ACTIVITY	PROJECTED	REQUESTED	
				BUDGET	THRU 03/14/22	ACTIVITY	BUDGET	
NOTES:								
PROFESSIONAL SERVICES								
10-100-61-7750	AUDIT EXPENSE	1,277.00	1,177.00	1,217.50	1,217.50	1,217.50	1,258.00	AUDIT 5% OF \$24,350 (GF=56%, PRKS=5%, SWR=18%, WTR=19%, PPP=2%+IDOI Fee)
PROFESSIONAL SERVICES		1,277.00	1,177.00	1,217.50	1,217.50	1,217.50	1,258.00	
CONTRACTUAL SVC & EXP								
10-100-62-7656	MTNC SRVC & RPR-COMPUTER SOFWR	211.40	214.34	220.77	221.42	221.42	228.00	BS&A MAINT AGREEMENT INCREASES 3% PER YEAR (GF=66%, PRKS=2%, SWR=16%, WTR=16%)
10-100-62-7664	MTNC SRVC & RPR-OPERATING EQMT					0.00	0.00	
10-100-62-7743	PAYROLL PROCESSING FEE-2%	169.86	165.47	220.00	157.60	220.00	227.00	(GF=88%, PRKS=2%, SWR=4%, WTR=6%)
CONTRACTUAL SVC & EXP		381.26	379.81	440.77	379.02	441.42	455.00	
OPERATIONS (0-4999)								
10-100-65-7311	NEW OFFICE EQUIPMENT	108.50		200.00		0.00	100.00	
10-100-65-7999	CONTINGENCIES		884.30	5,000.00		0.00	5,000.00	
OPERATIONS (0-4999)		108.50	884.30	5,200.00	0.00	0.00	5,100.00	
CAPITAL OUTLAY (5000+)								
10-100-75-6515	LAND ACQUISITION					0.00	0.00	
10-100-75-7310	NEW OPERATING EQUIPMENT					0.00	0.00	
CAPITAL OUTLAY (5000+)								
Totals for dept 100 - ADMINISTRATION		27,925.83	32,341.59	33,700.21	24,866.87	29,213.68	33,395.00	
Dept 190 - INSURANCE								
PERSONNEL SERVICES								
10-190-50-5883	EMPLOYEES' INS	10,265.32	10,649.12	10,464.00	9,220.44	9,962.00	10,464.00	Health, Dental, Vision, & Life (GF 78%, PRKS 1%, SWR 12%, WTR 9%)
PERSONNEL SERVICES		10,265.32	10,649.12	10,464.00	9,220.44	9,962.00	10,464.00	
CONTRACTUAL SVC & EXP								
10-190-62-7760	AUTO,GENLIA,CONT,INLMARINE INS	4,172.67	6,222.00	6,409.00	6,123.20	6,123.20	6,409.00	ESTIMATE INCREASE OF 3%
CONTRACTUAL SVC & EXP		4,172.67	6,222.00	6,409.00	6,123.20	6,123.20	6,409.00	
Totals for dept 190 - INSURANCE		14,437.99	16,871.12	16,873.00	15,343.64	16,085.20	16,873.00	
Dept 600 - CITY PARK								
CONTRACTUAL SVC & EXP								
10-600-62-7660	MTNC SRVC & RPR-BUILDINGS		192.75	500.00		500.00	1,000.00	Field Lights Upgrades or Repairs
10-600-62-7662	MTNC SRVC & RESTORTN-GROUNDS	507.50	1,588.31	3,000.00	1,126.54	1,126.54	0.00	
10-600-62-7664	MTNC SRVC & RPR-OPERATING EQMT		812.72	1,000.00	75.37	75.37	1,000.00	Scoreboard Repair
CONTRACTUAL SVC & EXP		507.50	2,593.78	4,500.00	1,201.91	1,701.91	2,000.00	
OPERATIONS (0-4999)								
10-600-65-7310	NEW OPERATING EQUIPMENT					0.00	1,200.00	4 New Grills, 4 Swing Sets
10-600-65-7333	GASOLINE, OIL & FILTERS	3,279.87	141.85	500.00	164.77	300.00	500.00	
10-600-65-7343	OPERATION SUPPLIES	2,311.76	1,684.51	3,000.00	1,909.65	3,000.00	3,000.00	Powerwash, Paint Concession Steps & Bleachers, Weed Killer, Wood Chips/Mulch
OPERATIONS (0-4999)		5,591.63	1,826.36	3,500.00	2,074.42	3,300.00	4,700.00	
OTHER								
10-600-78-7880	DEPRECIATION EXPENSE					0.00	0.00	
OTHER		0.00	0.00	0.00	0.00	0.00	0.00	

04/25/2022		BUDGET REPORT FOR CITY OF PLANO, IL								
GL NUMBER	DESCRIPTION	2019-20 ACTIVITY	2020-21 ACTIVITY	2021-22 AMENDED BUDGET	2021-22 ACTIVITY THRU 03/14/22	2021-22 PROJECTED ACTIVITY	2022-23 REQUESTED BUDGET	NOTES:		
CAPITAL OUTLAY (5000+)										
10-600-75-6513	OTHER LAND IMPROVEMENTS					0.00	0.00			
10-600-75-7310	NEW OPERATING EQUIPMENT					0.00	0.00			
10-600-75-7600	CAPITAL OUTLAY					0.00	0.00			
CAPITAL OUTLAY (5000+)		0.00	0.00	0.00	0.00	0.00	0.00			
Totals for dept 600 - CITY PARK		6,099.13	4,420.14	8,000.00	3,276.33	5,001.91	6,700.00			
Dept 610 - FOLI PARK										
CONTRACTUAL SVC & EXP										
10-610-62-7662	MTNC SRVC & RESTORTN-GROUNDS	810.84	4,162.88	4,200.00	2,569.80	2,797.00	11,550.00	Security cameras, Sealcoat Paths, Aerating Seed & Dirt		
CONTRACTUAL SVC & EXP		810.84	4,162.88	4,200.00	2,569.80	2,797.00	11,550.00			
OPERATIONS (0-4999)										
10-610-65-7343	OPERATION SUPPLIES					0.00	2,000.00	Geese Spray, Shore Killer, Mouse Traps, Bathroom Supplies, Garbage Bags		
OPERATIONS (0-4999)		0.00	0.00	0.00	0.00	0.00	2,000.00			
CAPITAL OUTLAY (5000+)										
10-610-75-6413	FOLI PARK DEVELOPMENT					0.00	0.00			
10-610-75-7310	NEW OPERATING EQUIPMENT	677.03	2,344.00	35,000.00	27,318.92	35,000.00	25,000.00	Dog Park : Accessories, Agility Equipment, Shade Pavilion, Benches & Water Line & Spigot, Sign install, Dock Stain		
CAPITAL OUTLAY (5000+)		677.03	2,344.00	35,000.00	27,318.92	35,000.00	25,000.00			
Totals for dept 610 - FOLI PARK		1,487.87	6,506.88	39,200.00	29,888.72	37,797.00	38,550.00			
Dept 620 - LATHROP PARK										
CONTRACTUAL SVC & EXP										
10-620-62-7662	MTNC SRVC & RESTORTN-GROUNDS		588.32	500.00	236.23	236.23	0.00			
10-620-62-7664	MTNC SRVC & RPR-OPERATING EQMT	192.21	1,150.00	2,500.00	2,088.84	2,088.84	2,500.00	Splash pad & Playground Equipment Repairs (if needed)		
10-620-62-7731	ELECTRICITY	494.08	203.39	500.00	135.55	165.00	300.00			
CONTRACTUAL SVC & EXP		686.29	1,941.71	3,500.00	2,460.62	2,490.07	2,800.00			
OPERATIONS (0-4999)										
10-620-65-7343	OPERATION SUPPLIES	847.50	430.44	1,000.00	389.36	750.00	1,000.00	Pruning Tools, Gloves, Garbage Bags & Cans, Weed Killer & Mulch		
OPERATIONS (0-4999)		847.50	430.44	1,000.00	389.36	750.00	1,000.00			
CAPITAL OUTLAY (5000+)										
10-620-75-7310	NEW OPERATION EQUIPMENT		15,118.08	30,000.00	28,101.00	28,101.00	0.00			
CAPITAL OUTLAY (5000+)		0.00	15,118.08	30,000.00	28,101.00	28,101.00	0.00			
Totals for dept 620 - LATHROP PARK		1,533.79	17,490.23	34,500.00	30,950.98	31,341.07	3,800.00			
Dept 630 - MEMORIAL PARK										
CONTRACTUAL SVC & EXP										
10-630-62-7662	MTNC SRVC & RESTORTN-GROUNDS	78.90		500.00	228.80	228.80	1,000.00	Memorial Bricks & Restoration		
10-630-62-7664	MTNC SRVC & RPR-OPERATING EQMT			500.00		0.00	500.00	Cannon/Bomb Maintenance or Restoration		
CONTRACTUAL SVC & EXP		78.90	0.00	1,000.00	228.80	228.80	1,500.00			
OPERATIONS (0-4999)										
10-630-65-7343	OPERATION SUPPLIES			500.00		0.00	500.00	Flags, Rope, Plants, Flowers, Bushes, Weed Killer, Mulch		
OPERATIONS (0-4999)		0.00	0.00	500.00	0.00	0.00	500.00			

04/25/2022		BUDGET REPORT FOR CITY OF PLANO, IL								
GL NUMBER	DESCRIPTION	2019-20 ACTIVITY	2020-21 ACTIVITY	2021-22 AMENDED BUDGET	2021-22 ACTIVITY THRU 03/14/22	2021-22 PROJECTED ACTIVITY	2022-23 REQUESTED BUDGET	NOTES:		
CAPITAL OUTLAY (5000+)										
10-630-75-7310	NEW OPERATING EQUIPMENT					0.00	0.00			
	CAPITAL OUTLAY (5000+)					0.00	0.00			
Totals for dept 630 - MEMORIAL PARK		78.90	0.00	1,500.00	228.80	228.80	2,000.00			
Dept 642 - STEWARD PARK										
CONTRACTUAL SVC & EXP										
10-642-62-7662	MTNC SRVC & RESTORTN-GROUNDS	695.85	582.75	1,500.00	796.83	796.83	3,000.00	Clear Walk Paths		
	CONTRACTUAL SVC & EXP	695.85	582.75	1,500.00	796.83	796.83	3,000.00			
OPERATIONS (0-4999)										
10-642-65-7343	OPERATION SUPPLIES					500.00	1,800.00	Weed Control, Garbage Bags, Fence Repair, Pet waste station		
	OPERATIONS (0-4999)	0.00	0.00	0.00	0.00	500.00	1,800.00			
Totals for dept 642 - STEWARD PARK		695.85	582.75	1,500.00	796.83	1,296.83	4,800.00			
Dept 650 - LARRY TRIMBERGER PARK (WW1)										
CONTRACTUAL SVC & EXP										
10-650-62-7662	MTNC SRVC & RESTORTN-GROUNDS			1,000.00		0.00	1,000.00	Playground Wood Chips & Mulch		
10-650-62-7664	MTNC SRVC & RPR-OPERATING EQMT	695.85	889.00	4,000.00		0.00	0.00			
	CONTRACTUAL SVC & EXP	695.85	889.00	5,000.00	0.00	0.00	1,000.00			
OPERATIONS (0-4999)										
10-650-65-7343	OPERATION SUPPLIES					0.00	5,000.00	Weed Control, 2 new Benches, Containment (plastic edges/support wall), 4 Rubber Swing Sets and Chains		
	OPERATIONS (0-4999)	0.00	0.00	0.00	0.00	0.00	5,000.00			
Totals for dept 650 - LARRY TRIMBERGER PARK (WW1)		695.85	889.00	5,000.00	0.00	0.00	6,000.00			
Dept 653 - WOODWIND III PARK										
CONTRACTUAL SVC & EXP										
10-653-62-7662	MTNC SRVC & RESTORTN-GROUNDS					0.00	0.00			
	CONTRACTUAL SVC & EXP	0.00	0.00	0.00	0.00	0.00	0.00			
OPERATIONS (0-4999)										
10-653-65-7343	OPERATION SUPPLIES					0.00	0.00			
	OPERATIONS (0-4999)	0.00	0.00	0.00	0.00	0.00	0.00			
Totals for dept 653 - WOODWIND III PARK		0.00	0.00	0.00	0.00	0.00	0.00			
Dept 670 - HARRY NEUBERT PARK (CHLL FRMS)										
CONTRACTUAL SVC & EXP										
10-670-62-7662	MTNC SRVC & RESTORTN-GROUNDS		851.20	1,000.00		0.00	0.00			
10-670-62-7664	MTNC SRVC & RPR-OPERATING EQMT					0.00	0.00			
	CONTRACTUAL SVC & EXP	0.00	851.20	1,000.00	0.00	0.00	0.00			
OPERATIONS (0-4999)										
10-670-65-7343	OPERATION SUPPLIES					0.00	1,200.00	Wood Chips, Mulch, Sign Posts		
	OPERATIONS (0-4999)	0.00	0.00	0.00	0.00	0.00	1,200.00			
Totals for dept 670 - HARRY NEUBERT PARK (CHLL FRMS)		0.00	851.20	1,000.00	0.00	0.00	1,200.00			

04/25/2022		BUDGET REPORT FOR CITY OF PLANO, IL								
		2019-20	2020-21	2021-22	2021-22	2021-22	2022-23			
GL NUMBER	DESCRIPTION	ACTIVITY	ACTIVITY	AMENDED	ACTIVITY	PROJECTED	REQUESTED		NOTES:	
				BUDGET	THRU 03/14/22	ACTIVITY	BUDGET			
Dept 680 - T GORMAN PRK (MITCHELL&EILEEN)										
CONTRACTUAL SVC & EXP										
10-680-62-7662	MTNC SRVC & RESTORTN-GROUNDS	1,827.04		1,640.00	1,860.00	1,860.00	2,600.00		Mowing Contract & Spray (Gorman 20%, Hemmingsen 13%, Klatt Lift Stn 1%, Niles 3%, Wtr Twr #2 5%, Kristen Ball Fields 25%, Well #7 6%, City Lot by PD 5%, Police Stn 2%)	
10-680-62-7664	MTNC SRVC & RPR-OPERATING EQMT		2,384.36	4,000.00	134.48	134.48	4,000.00		Drinking fountain project, Ball Fields Maint/Equipment	
CONTRACTUAL SVC & EXP		1,827.04	2,384.36	5,640.00	1,994.48	1,994.48	6,600.00			
OPERATIONS (0-4999)										
10-680-65-7343	OPERATION SUPPLIES					0.00	2,000.00		Bench Repair, Limestone, Pet waste bags	
OPERATIONS (0-4999)		0.00	0.00	0.00	0.00	0.00	2,000.00			
CAPITAL OUTLAY (5000+)										
10-680-75-7310	NEW OPERATING EQUIPMENT									
CAPITAL OUTLAY (5000+)		0.00	0.00	0.00	0.00	0.00	0.00			
Totals for dept 680 - T GORMAN PRK (MITCHELL&EILEEN)		1,827.04	2,384.36	5,640.00	1,994.48	1,994.48	8,600.00			
Dept 681 - D HEMMINGSEN PK(BAILEY&CLASON)										
CONTRACTUAL SVC & EXP										
10-681-62-7662	MTNC SRVC & RESTORTN-GROUNDS	1,218.00		1,066.00	1,066.00	1,066.00	1,690.00		Mowing Contract & Spray (Gorman 20%, Hemmingsen 13%, Klatt Lift Stn 1%, Niles 3%, Wtr Twr #2 5%, Kristen Ball Fields 25%, Well #7 6%, City Lot by PD 5%, Police Stn 2%)	
CONTRACTUAL SVC & EXP		1,218.00	0.00	1,066.00	1,066.00	1,066.00	1,690.00			
Totals for dept 681 - D HEMMINGSEN PK(BAILEY&CLASON)		1,218.00	0.00	1,066.00	1,066.00	1,066.00	1,690.00			
Dept 682 - RAY NILES PARK (CUMMINS&KLATT)										
CONTRACTUAL SVC & EXP										
10-682-62-7662	MTNC SRVC & RESTORTN-GROUNDS	2,175.04		1,886.00	1,886.00	1,886.00	2,990.00		Mowing Contract & Spray (Gorman 20%, Hemmingsen 13%, Klatt Lift Stn 1%, Niles 3%, Wtr Twr #2 5%, Kristen Ball Fields 25%, Well #7 6%, City Lot by PD 5%, Police Stn 2%)	
CONTRACTUAL SVC & EXP		2,175.04	0.00	1,886.00	1,886.00	1,886.00	2,990.00			
Totals for dept 682 - RAY NILES PARK (CUMMINS&KLATT)		2,175.04	0.00	1,886.00	1,886.00	1,886.00	2,990.00			
Dept 683 - KRISTEN ST. PARK AREA										
CONTRACTUAL SVC & EXP										
10-683-62-7662	MTNC SRVC & RESTORTN-GROUNDS	2,349.04	1,351.20	3,550.00	2,050.00	2,050.00	3,250.00		Mowing Contract & Spray (Gorman 20%, Hemmingsen 13%, Klatt Lift Stn 1%, Niles 3%, Wtr Twr #2 5%, Kristen Ball Fields 25%, Well #7 6%, City Lot by PD 5%, Police Stn 2%)	
CONTRACTUAL SVC & EXP		2,349.04	1,351.20	3,550.00	2,050.00	2,050.00	3,250.00			
OPERATIONS (0-4999)										
10-683-65-7343	OPERATION SUPPLIES					0.00	4,000.00		Ball Fields Maint/Equip, Limestone, Basketball Hoop	
OPERATIONS (0-4999)		0.00	0.00	0.00	0.00	0.00	4,000.00			
CAPITAL OUTLAY (5000+)										
10-683-75-7310	NEW OPERATING EQUIPMENT			1,000.00		0.00	0.00			
CAPITAL OUTLAY (5000+)		0.00	0.00	1,000.00	0.00	0.00	0.00			

04/25/2022		BUDGET REPORT FOR CITY OF PLANO, IL								
GL NUMBER	DESCRIPTION	2019-20 ACTIVITY	2020-21 ACTIVITY	2021-22 AMENDED BUDGET	2021-22 ACTIVITY THRU 03/14/22	2021-22 PROJECTED ACTIVITY	2022-23 REQUESTED BUDGET	NOTES:		
Totals for dept 683 - KRISTEN ST. PARK AREA		2,349.04	1,351.20	4,550.00	2,050.00	2,050.00	7,250.00			
Dept 685 - DEPAUL										
CONTRACTUAL SVC & EXP										
10-685-62-7662	MTNC SRVC & RESTORTN-GROUNDS	40.80	176.00	2,000.00		0.00	1,200.00	Enclose fence (Backside)		
	CONTRACTUAL SVC & EXP	40.80	176.00	2,000.00	0.00	0.00	1,200.00			
OPERATIONS (0-4999)										
10-685-65-7343	OPERATION SUPPLIES					0.00	1,000.00	Concrete pad, handicap swing, parking grindings		
	OPERATIONS (0-4999)	0.00	0.00	0.00	0.00	0.00	1,000.00			
CAPITAL OUTLAY (5000+)										
10-685-75-7310	NEW OPERATING EQUIPMENT					0.00	0.00			
	CAPITAL OUTLAY (5000+)	0.00	0.00	0.00	0.00	0.00	0.00			
Totals for dept 685 - DEPAUL		40.80	176.00	2,000.00	0.00	0.00	2,200.00			
Dept 900 - TRANSFERS										
TRANSFER OUT										
10-900-99-0990	TRANSFER TO GENERAL FUND					0.00	0.00			
								Actuarial Valuation Annual Required Contribution \$152,992 (A new valuation is required in FY'2022) (GF=82%, PRKS=2%, SWR=8%, WTR=8%)		
10-900-99-9920	TRANSFER TO OPEB	2,113.00	2,754.00	3,059.84	3,059.84	3,059.84	3,215.00	Estimate 5% Increase		
	TRANSFER OUT	2,113.00	2,754.00	3,059.84	3,059.84	3,059.84	3,215.00			
Totals for dept 900 - TRANSFERS		2,113.00	2,754.00	3,059.84	3,059.84	3,059.84	3,215.00			
TOTAL APPROPRIATIONS		62,678.13	86,618.47	159,475.05	115,408.49	131,020.81	139,263.00	TOTAL EXPENSES		
NET OF REVENUES/APPROPRIATIONS - FUND 10		87,088.82	10,291.32	(52,908.38)	(8,384.71)	(23,994.20)	(21,813.00)			
BEGINNING FUND BALANCE				144,619.56		144,619.56	120,625.36			
ENDING FUND BALANCE				113,595.70		120,625.36	98,812.36	Operating Cash		
							21,884.52	Designated Savings for Future Parks Projects		
							120,696.88	ENDING FUND BALANCE		

04/25/2022		BUDGET REPORT FOR CITY OF PLANO, IL							
GL NUMBER	DESCRIPTION	2019-20 ACTIVITY	2020-21 ACTIVITY	2021-22 AMENDED BUDGET	2021-22 ACTIVITY THRU 03/14/22	2021-22 PROJECTED ACTIVITY	2022-23 REQUESTED BUDGET	NOTES:	
Fund 16 - POLICE PENSION FUND									
ESTIMATED REVENUES									
Dept 000 - ASSETS, LIA, CAPTL & REVENUES									
TAXES									
16-000-40-4010	REPLACEMENT TAX	2,848.67	2,685.96	4,121.98	3,836.82	4,121.98	3,669.00	Always only 8 Mos	
16-000-40-4016	PROPERTY TAXES	324,204.16	375,539.28	441,898.24	441,011.62	441,011.62	398,903.00	Per IML (FEB 2022) Revenue Forecast: 11% Reduction	
	TAXES	327,052.83	378,225.24	446,020.22	444,848.44	445,133.60	402,572.00	Levied 12/2021 for Summer 2022	
MISCELLANEOUS									
16-000-44-4400	MISCELLANEOUS INCOME					0.00	0.00		
	MISCELLANEOUS	0.00	0.00	0.00	0.00	0.00	0.00		
INTEREST									
16-000-46-4600	INTEREST INCOME	49,489.16	1,163,761.55	250,000.00	34,462.70	50,000.00	50,000.00	Market Volatility is currently turbulent	
	INTEREST	49,489.16	1,163,761.55	250,000.00	34,462.70	50,000.00	50,000.00		
CONTRIBUTIONS									
16-000-47-4710	EMPLOYER CONTRIBUTIONS		3,108.72			9,794.00	5,000.00	City Make-Up Difference of County Extension Shortfall (Adjust At Amended Budget)	
16-000-47-4720	EMPLOYEE CONTRIBUTIONS	173,614.10	179,617.59	180,000.00	144,016.96	180,000.00	180,000.00		
16-000-47-4721	EE CONTRIBUTION-PORTABILITY		274,172.47	97,478.08		5,828.55	50,000.00		
	CONTRIBUTIONS	173,614.10	456,898.78	277,478.08	144,016.96	195,622.55	235,000.00		
Totals for dept 000 - ASSETS, LIA, CAPTL & REVENUES		550,156.09	1,998,885.57	973,498.30	623,328.10	690,756.15	687,572.00		
TOTAL ESTIMATED REVENUES		550,156.09	1,998,885.57	973,498.30	623,328.10	690,756.15	687,572.00		
APPROPRIATIONS									
Dept 110 - RETIREMENT									
PROFESSIONAL SERVICES									
16-110-61-7610	LEGAL SERVICES	2,900.00	2,900.00	2,900.00	925.00	3,250.00	3,250.00	Atty's Retainer for 4 Meeting & Misc Legal Fees	
16-110-61-7616	SECRETARIAL/ADMIN SERVICE	300.00	225.00	375.00	225.00	225.00	375.00	4 Meetings @ \$75/Meeting + 1 xtra meeting	
16-110-61-7633	INVESTMENT/MANAGEMENT FEES	27,227.76	25,298.86	30,000.00	30,476.31	38,000.00	38,000.00	Old Second & Mitchell Vaught & Taylor	
16-110-61-7634	CONSULTING SERVICES	7,266.00	6,255.00	7,000.00	5,442.00	7,000.00	7,000.00	Actuarial Study, Portability Calculations & H&R Block Tax Prep	
16-110-61-7750	AUDIT EXPENSE	2,810.80	2,770.80	2,837.00	2,837.00	2,837.00	2,903.00	AUDIT 2% OF \$25,160 + \$2400 IDOI Filing (GF=56%, PRKS=5%, SWR=18%, WTR=19%, PPP=2%+IDOI Fee)	
	PROFESSIONAL SERVICES	40,504.56	37,449.66	43,112.00	39,905.31	51,312.00	51,528.00		
CONTRACTUAL SVC & EXP									
16-110-62-7760	FIDUCIARY LIABILITY INSURANCE	2,999.00	2,999.00	3,200.00	3,102.00	3,200.00	3,200.00		
	CONTRACTUAL SVC & EXP	2,999.00	2,999.00	3,200.00	3,102.00	3,200.00	3,200.00		
PROFESSIONAL DEVELOPMENT									
16-110-64-5810	SEMINARS, COURSES & CONFERENCES	2,700.00	600.00	1,800.00	1,800.00	1,800.00	2,400.00	IPPAC Conference & Other	
16-110-64-5820	DUES & SUBSCRIPTIONS	1,710.94	1,828.62	1,894.70	1,894.70	1,894.70	2,000.00	IPPAC, Compliance Fee, & Other	

04/25/2022 BUDGET REPORT FOR CITY OF PLANO, IL								
		2019-20	2020-21	2021-22	2021-22	2021-22	2022-23	
GL NUMBER	DESCRIPTION	ACTIVITY	ACTIVITY	AMENDED	ACTIVITY	PROJECTED	REQUESTED	
				BUDGET	THRU 03/14/22	ACTIVITY	BUDGET	
NOTES:								
16-110-64-5830	TRAVEL, FOOD & LODGING	2,905.76	571.40	3,733.24	3,733.24	3,733.24	6,000.00	Covers all Food, Lodging & Travel: IPPAC Conference - 8 Attendees
	PROFESSIONAL DEVELOPMENT	7,316.70	3,000.02	7,427.94	7,427.94	7,427.94	10,400.00	
OPERATIONS (0-4999)								
16-110-65-7316	MTNC & RPR-SUPPLIES			100.00			100.00	
16-110-65-7343	OPERATION SUPPLIES	37.44		100.00	37.44	37.44	100.00	Check Stock
16-110-65-7899	MISCELLANEOUS EXPENSE			100.00			100.00	
OPERATIONS (0-4999)		37.44	0.00	300.00	37.44	37.44	300.00	
RETIREMENT								
16-110-72-5890	POLICE PENSION REF-PORTABILITY			256,170.27		259,210.98	250,000.00	2 Possible Portabilities
16-110-72-5892	POLICE PENSION REFUNDS		76,816.03	100,000.00	6,417.00	6,668.64	100,000.00	4 Possible Refunds
16-110-72-5893	BENEFIT PAYMENTS	25,604.64	25,604.64	25,604.64	21,337.20	25,604.64	25,605.00	1 Disabled
16-110-72-5894	RETIREMENT PAYMENTS	148,507.44	152,962.64	213,651.88	177,523.26	231,716.19	220,639.00	3 Current Retirees
RETIREMENT		174,112.08	255,383.31	595,426.79	205,277.46	523,200.45	596,244.00	
Totals for dept 110 - RETIREMENT		224,969.78	298,831.99	649,466.73	255,750.15	585,177.83	661,672.00	
TOTAL APPROPRIATIONS		224,969.78	298,831.99	649,466.73	255,750.15	585,177.83	661,672.00	TOTAL EXPENSES
NET OF REVENUES/APPROPRIATIONS - FUND 16								
BEGINNING FUND BALANCE		325,186.31	1,700,053.58	324,031.57	367,577.95	105,578.32	25,900.00	
ENDING FUND BALANCE				8,977,633.45		8,759,180.20	8,785,080.20	ENDING FUND BALANCE

04/25/2022		BUDGET REPORT FOR CITY OF PLANO, IL								
GL NUMBER	DESCRIPTION	2019-20 ACTIVITY	2020-21 ACTIVITY	2021-22 AMENDED BUDGET	2021-22 ACTIVITY THRU 03/14/22	2021-22 PROJECTED ACTIVITY	2022-23 REQUESTED BUDGET	NOTES:		
Fund 19 - IMRF/FICA/MEDICARE FUND										
ESTIMATED REVENUES										
Dept 000 - ASSETS, LIA, CAPTL & REVENUES										
TAXES										
19-000-40-4000	PROPERTY TAX	445,491.38	442,355.47	468,567.96	467,625.73	467,625.73	510,000.00	Levied 12/2021 for Summer 2022 Always only 8 Mos		
19-000-40-4010	REPLACEMENT TAX	17,092.13	16,115.78	24,731.87	23,020.85	24,731.87	22,011.36	Per IML (FEB 2022) Revenue Forecast: 11% Reduction		
	TAXES	462,583.51	458,471.25	493,299.83	490,646.58	492,357.60	532,011.36			
INTEREST										
19-000-46-4600	INTEREST INCOME	678.85	135.48	100.00	69.30	100.00	100.00			
	INTEREST	678.85	135.48	100.00	69.30	100.00	100.00			
TRANSFERS IN										
19-000-49-4901	TRANSFER FROM GENERAL FUND					0.00	0.00			
	TRANSFERS IN	0.00	0.00	0.00	0.00	0.00	0.00			
Totals for dept 000 - ASSETS, LIA, CAPTL & REVENUES		463,262.36	458,606.73	493,399.83	490,715.88	492,457.60	532,111.36			
TOTAL ESTIMATED REVENUES		463,262.36	458,606.73	493,399.83	490,715.88	492,457.60	532,111.36			
APPROPRIATIONS										
Dept 110 - RETIREMENT										
RETIREMENT										
19-110-72-5890	IMRF PARTICIPANTS	203,247.19	217,821.07	223,000.00	171,015.77	206,000.00	217,000.00	Employer Rate @ 8.5%		
19-110-72-5891	FICAR & MEDIR	290,242.51	293,020.72	300,000.00	250,845.74	300,000.00	315,000.00	Employer Rate @ 7.65%		
	RETIREMENT	493,489.70	510,841.79	523,000.00	421,861.51	506,000.00	532,000.00			
Totals for dept 110 - RETIREMENT		493,489.70	510,841.79	523,000.00	421,861.51	506,000.00	532,000.00			
TOTAL APPROPRIATIONS		493,489.70	510,841.79	523,000.00	421,861.51	506,000.00	532,000.00	TOTAL EXPENSES		
NET OF REVENUES/APPROPRIATIONS - FUND 19		(30,227.34)	(52,235.06)	(29,600.17)	68,854.37	(13,542.40)	111.36			
BEGINNING FUND BALANCE				171,464.89		171,464.89	157,922.49			
ENDING FUND BALANCE				141,864.72		157,922.49	158,033.85	ENDING FUND BALANCE		

04/25/2022 BUDGET REPORT FOR CITY OF PLANO, IL								
GL NUMBER	DESCRIPTION	2019-20 ACTIVITY	2020-21 ACTIVITY	2021-22 AMENDED BUDGET	2021-22 ACTIVITY THRU 03/14/22	2021-22 PROJECTED ACTIVITY	2022-23 REQUESTED BUDGET	NOTES:
Fund 20 - OPEB FUND								
ESTIMATED REVENUES								
Dept 000 - ASSETS, LIA, CAPTL & REVENUES								
INTEREST								
20-000-46-4600	INTEREST INCOME	1,110.26	258.68	300.00	252.36	300.00	300.00	
	INTEREST	1,110.26	258.68	300.00	252.36	300.00	300.00	
TRANSFERS IN								
20-000-49-4901	TRANSFER FROM GENERAL FUND	86,656.00	112,901.00	125,453.44	125,453.44	125,453.44	131,730.00	Actuarial Valuation Annual Required Contribution Estimate 5% Increase
20-000-49-4910	TRANSFER FROM PARKS	2,113.00	2,754.00	3,059.84	3,059.84	3,059.84	3,215.00	Per Actuarial Valuation (GF=82%)
20-000-49-4925	TRANSFER FROM SEWER	8,455.00	11,015.00	12,239.36	12,239.36	12,239.36	12,852.00	Per Actuarial Valuation (PRKS = 2%)
20-000-49-4928	TRANSFER FROM WATER	8,455.00	11,015.00	12,239.36	12,239.36	12,239.36	12,852.00	Per Actuarial Valuation (SWR = 8%)
	TRANSFERS IN	105,679.00	137,685.00	152,992.00	152,992.00	152,992.00	160,649.00	Per Actuarial Valuation (WTR = 8%)
Totals for dept 000 - ASSETS, LIA, CAPTL & REVENUES		106,789.26	137,943.68	153,292.00	153,244.36	153,292.00	160,949.00	
TOTAL ESTIMATED REVENUES		106,789.26	137,943.68	153,292.00	153,244.36	153,292.00	160,949.00	
APPROPRIATIONS								
Dept 100 - ADMINISTRATION								
PROFESSIONAL SERVICES								
20-100-61-7634	CONSULTING SERVICES	3,500.00	2,000.00	3,500.00	3,500.00	3,500.00	2,500.00	Interim Actuarial Valuation Report
	PROFESSIONAL SERVICES	3,500.00	2,000.00	3,500.00	3,500.00	3,500.00	2,500.00	
Totals for dept 100 - ADMINISTRATION		3,500.00	2,000.00	3,500.00	3,500.00	3,500.00	2,500.00	
Dept 190 - INSURANCE								
PERSONNEL SERVICES								
20-190-50-5882	RETIREEES'MEDICAL INSURANCE	19,941.06	19,186.37	41,000.00	34,346.86	37,000.00	42,000.00	11 Current Retirees
20-190-50-5884	OTHER EMP MED INS	33,572.48	35,222.30	34,009.00	31,273.80	34,500.00	36,000.00	1 Current Disability
	PERSONNEL SERVICES	53,513.54	54,408.67	75,009.00	65,620.66	71,500.00	78,000.00	
Totals for dept 190 - INSURANCE		53,513.54	54,408.67	75,009.00	65,620.66	71,500.00	78,000.00	
TOTAL APPROPRIATIONS		57,013.54	56,408.67	78,509.00	69,120.66	75,000.00	80,500.00	TOTAL EXPENSES
NET OF REVENUES/APPROPRIATIONS - FUND 20		49,775.72	81,535.01	74,783.00	84,123.70	78,292.00	80,449.00	
BEGINNING FUND BALANCE				83,847.48		83,847.48	162,139.48	
ENDING FUND BALANCE				688,416.98		162,139.48	242,588.48	Operating Cash
							529,786.50	Savings
							772,374.98	ENDING FUND BALANCE

04/25/2022		BUDGET REPORT FOR CITY OF PLANO, IL								
GL NUMBER	DESCRIPTION	2019-20 ACTIVITY	2020-21 ACTIVITY	2021-22 AMENDED BUDGET	2021-22 ACTIVITY THRU 03/14/22	2021-22 PROJECTED ACTIVITY	2022-23 REQUESTED BUDGET	NOTES:		
Fund 22 - DEBT SERVICE FUND										
ESTIMATED REVENUES										
Dept 000 - ASSETS, LIA, CAPTL & REVENUES										
TAXES										
22-000-40-4022	PROPERTY TAX - BOND 2013	56,342.32	56,783.66	56,846.76	56,731.67	56,731.67	56,959.00	Levied 12/2021 for Summer 2022 BD'13 PRINC & INTR		
TAXES		56,342.32	56,783.66	56,846.76	56,731.67	56,731.67	56,959.00			
INTEREST										
22-000-46-4600	INTEREST INCOME	516.88	102.01	110.00	53.97	65.00	100.00			
INTEREST		516.88	102.01	110.00	53.97	65.00	100.00			
OTHER OPERATING RECEIPTS										
22-000-48-4800	ESCROW DISTRIBUTIONS	4.97					0.00			
OTHER OPERATING RECEIPTS		4.97	0.00	0.00	0.00	0.00	0.00			
TRANSFERS IN										
22-000-49-4901	TRANSFER FROM GENERAL FUND	295,751.00	281,138.00	295,489.50	295,489.50	295,489.50	300,473.50	BD'16 (11) UTIL TAX XFER F/ GF		
22-000-49-4902	TRANSFER FROM SEWER									
22-000-49-4903	TRANSFER FROM WATER									
TRANSFERS IN		295,751.00	281,138.00	295,489.50	295,489.50	295,489.50	300,473.50			
Totals for dept 000 - ASSETS, LIA, CAPTL & REVENUES		352,615.17	338,023.67	352,446.26	352,275.14	352,286.17	357,532.50			
TOTAL ESTIMATED REVENUES		352,615.17	338,023.67	352,446.26	352,275.14	352,286.17	357,532.50			
APPROPRIATIONS										
Dept 805 - BOND 2011-UTIL TAX REV										
DEBT SERVICE										
22-805-66-8100	PRINCIPAL	180,000.00						Paid in Full		
22-805-66-8200	INTEREST EXPENSE	6,120.00								
22-805-66-8300	DEBT FEES	500.00								
DEBT SERVICE		186,620.00	0.00	0.00	0.00	0.00	0.00			
Totals for dept 805 - BOND 2011-UTIL TAX REV		186,620.00	0.00	0.00	0.00	0.00	0.00			
Dept 806 - BOND 2016(11)-UTIL TAX REV										
DEBT SERVICE										
22-806-66-8100	PRINCIPAL	50,000.00	235,000.00	240,000.00	240,000.00	240,000.00	250,000.00			
22-806-66-8200	INTEREST EXPENSE	61,344.41	60,386.48	55,489.50	55,434.93	55,434.93	50,473.50			
22-806-66-8300	DEBT FEES					0.00				
DEBT SERVICE		111,344.41	295,386.48	295,489.50	295,434.93	295,434.93	300,473.50			
Totals for dept 806 - BOND 2016(11)-UTIL TAX REV		111,344.41	295,386.48	295,489.50	295,434.93	295,434.93	300,473.50			
Dept 807 - BOND 2013 - PROP TAX REV										
DEBT SERVICE										
22-807-66-8100	PRINCIPAL	47,000.00	49,000.00	51,000.00	51,000.00	51,000.00	53,000.00			
22-807-66-8200	INTEREST EXPENSE	9,398.00	7,659.00	5,846.00	5,846.00	5,846.00	3,959.00			
22-807-66-8300	DEBT FEES	500.00	500.00	500.00	500.00	500.00	500.00			
DEBT SERVICE		56,898.00	57,159.00	57,346.00	57,346.00	57,346.00	57,459.00			

04/25/2022		BUDGET REPORT FOR CITY OF PLANO, IL							
GL NUMBER	DESCRIPTION	2019-20 ACTIVITY	2020-21 ACTIVITY	2021-22 AMENDED BUDGET	2021-22 ACTIVITY THRU 03/14/22	2021-22 PROJECTED ACTIVITY	2022-23 REQUESTED BUDGET	NOTES:	
Totals for dept 807 - BOND 2013 - PROP TAX REV		56,898.00	57,159.00	57,346.00	57,346.00	57,346.00	57,459.00		
Dept 850 - OTHER FINANCING USES									
OTHER FINANCING USES									
22-850-94-9400	Payment to Refunded Bond								
OTHER FINANCING USES		0.00	0.00	0.00	0.00	0.00	0.00		
Totals for dept 850 - OTHER FINANCING USES		0.00	0.00	0.00	0.00	0.00	0.00		
TOTAL APPROPRIATIONS		354,862.41	352,545.48	352,835.50	352,780.93	352,780.93	357,932.50	TOTAL EXPENSES	
NET OF REVENUES/APPROPRIATIONS - FUND 22		(2,247.24)	(14,521.81)	(389.24)	(505.79)	(494.76)	(400.00)		
BEGINNING FUND BALANCE				41,787.76		41,787.76	41,293.00		
ENDING FUND BALANCE				41,398.52		41,293.00	40,893.00	ENDING FUND BALANCE	

04/25/2022		BUDGET REPORT FOR CITY OF PLANO, IL								
GL NUMBER	DESCRIPTION	2019-20 ACTIVITY	2020-21 ACTIVITY	2021-22 AMENDED BUDGET	2021-22 ACTIVITY THRU 03/14/22	2021-22 PROJECTED ACTIVITY	2022-23 REQUESTED BUDGET	NOTES:		
Fund 25 - SEWER FUND										
ESTIMATED REVENUES										
Dept 000 - ASSETS, LIA, CAPTL & REVENUES										
LICENSES & PERMITS										
25-000-41-4165	DISCHARGE PERMIT					0.00	0.00			
LICENSES & PERMITS		0.00	0.00	0.00	0.00	0.00	0.00			
CHARGES FOR SERVICE										
25-000-42-4205	ANNEX FEES					0.00	0.00			
25-000-42-4215	CONNECTION FEES	90,000.00	39,000.00		6,000.00	6,000.00	3,000.00			
25-000-42-4235	IMPACT FEES/SEWER	12,349.00	20,504.00	11,650.00	18,407.00	18,873.00	11,650.00	Lakewood Springs Club 50 @ \$233/unit		
25-000-42-4260	USER FEE	1,464,664.60	1,561,070.96	1,500,000.00	1,309,878.80	1,584,000.00	1,500,000.00			
25-000-42-4265	DISCHARGE FEE	74,345.60	76,572.16	95,000.00	78,084.23	95,000.00	95,000.00			
25-000-42-4275	NEW DEVELOPMENT- METERS	11,700.00	19,575.00	11,250.00	17,550.00	18,225.00	11,250.00	Lakewood Springs Club 50 @ \$225/unit		
25-000-42-4280	RECAP FEES/SEWER	13,536.00	3,790.08			0.00	0.00			
CHARGES FOR SERVICE		1,666,595.20	1,720,512.20	1,617,900.00	1,429,920.03	1,722,098.00	1,620,900.00			
FINES & FORFEITS										
25-000-43-4370	PENALTIES	45,645.74	38,333.13	45,000.00	41,226.52	49,000.00	45,000.00			
FINES & FORFEITS		45,645.74	38,333.13	45,000.00	41,226.52	49,000.00	45,000.00			
MISCELLANEOUS										
25-000-44-4400	MISCELLANEOUS INCOME	4,994.80	27,588.00	5,000.00		0.00	0.00			
25-000-44-4440	SALE OF EQUIPMENT/VEHICLES					0.00	0.00			
MISCELLANEOUS		4,994.80	27,588.00	5,000.00	0.00	0.00	0.00			
INTERGOVERNMENTAL										
25-000-45-4500	GRANTS	1,378.70	29,952.90	1,508.09	1,508.09	1,508.09	29,500.00	IPRF Safety Grant, ComEd Energy Efficiency Grant		
25-000-45-4502	AMERICAN RESCUE PLAN ACT (ARPA)			396,447.30	396,856.86	396,856.86	396,856.86	ARPA Grant (American Rescue Plan Act of 2021) See GL 25-542-61-7618 & 7619 Will receive in 2 installments-1st in FY'22 and 2nd in FY'23		
INTERGOVERNMENTAL		1,378.70	29,952.90	397,955.39	398,364.95	398,364.95	426,356.86			
INTEREST										
25-000-46-4600	INTEREST INCOME	1,350.59	433.36	500.00	376.83	500.00	500.00			
INTEREST		1,350.59	433.36	500.00	376.83	500.00	500.00			
Totals for dept 000 - ASSETS, LIA, CAPTL & REVENUES		1,719,965.03	1,816,819.59	2,066,355.39	1,869,888.33	2,169,962.95	2,092,756.86			
TOTAL ESTIMATED REVENUES		1,719,965.03	1,816,819.59	2,066,355.39	1,869,888.33	2,169,962.95	2,092,756.86			
APPROPRIATIONS										
Dept 100 - ADMINISTRATION										
PERSONNEL SERVICES										
25-100-50-5111	WAGES-DIR. OF PUBLIC WORKS	38,820.26	36,314.00	37,766.56		0.00	49,500.00	New Hire		
25-100-50-5112	WAGES-DEPT HEAD/CLERK/COLL	24,200.55	24,563.76	26,105.56	22,876.24	26,666.56	27,500.00			
25-100-50-5113	WAGES-DEPT HEAD/TREAS/BDGT	14,322.82	13,747.61	13,991.28	11,970.90	14,060.66	14,500.00			
25-100-50-5116	WAGES-DEPT HEAD/WWTP	57,961.59	55,611.90	57,846.20	50,701.02	59,033.70	56,470.62			
25-100-50-5130	WAGES-LEVEL I	15,546.92	13,068.37	13,221.55	11,468.15	13,457.55	13,800.00			
25-100-50-5140	WAGES-LEVEL II	32,060.64	31,285.10	33,504.55	29,184.75	34,282.22	35,500.00			
25-100-50-5150	WAGES-LEVEL III	23,119.46	23,349.33	24,625.14	21,123.84	24,839.65	25,500.00			

04/25/2022 BUDGET REPORT FOR CITY OF PLANO, IL									
		2019-20	2020-21	2021-22	2021-22	2021-22	2022-23		
GL NUMBER	DESCRIPTION	ACTIVITY	ACTIVITY	AMENDED BUDGET	ACTIVITY THRU 03/14/22	PROJECTED ACTIVITY	REQUESTED BUDGET		NOTES:
PERSONNEL SERVICES		206,032.24	197,940.07	207,060.84	147,324.90	172,340.34	222,770.62		
PROFESSIONAL SERVICES									
25-100-61-7610	LEGAL SERVICES		252.00			0.00	0.00		
25-100-61-7634	CONSULTING SERVICES	23,529.75	111,598.58	25,000.00	23,674.62	25,000.00	25,000.00		1095's IEPA Permitting Requirement Sewer Rate Study \$11,000 (split Swr/Wtr) Sludge Permit Renewal Digester Mass Balance Program AUDIT 18% OF \$2,160
25-100-61-7750	AUDIT EXPENSE	4,597.20	4,570.20	4,383.00	4,383.00	4,383.00	4,528.80		(GF=56%, PRKS=5%, SWR=18%, WTR=19%, PPP=2%+IDOI Fee)
PROFESSIONAL SERVICES		28,126.95	116,420.78	29,383.00	28,057.62	29,383.00	29,528.80		
CONTRACTUAL SVC & EXP									
25-100-62-7656	MTNC SRVC & RPR-COMPUTER SOFWR	3,323.06	1,814.72	2,000.00	1,771.36	1,771.36	2,000.00		BS&A MAINT AGREEMENT INCREASES 3% PER YEAR (GF=66%, PRKS=2%, SWR=16%, WTR=16%)
25-100-62-7657	GIS HOSTING & SUPPORT FEE	10,616.26	21,000.00	20,000.00	12,141.58	16,000.00	20,000.00		GIS Build and Hosting (split 1/3 ea. with GF, SWR, WTR)
25-100-62-7666	MTNC SRVC & RPR-OFFICE EQMT	1,333.65	2,293.81	3,100.00	3,112.41	3,410.00	3,410.00		AID/Reliable Maint Contract; Konica Minolta Copier
25-100-62-7741	BANKING POSITIVE PAY FEE			167.00	24.00	100.00	167.00		Positive Pay Verification cost for Vendor Checks
25-100-62-7742	CREDIT CARD PROCESSING FEE	8,802.70	10,519.34	10,000.00	8,286.33	8,286.33	0.00		Credit Card Fees (GF=33%, SWR=34%, WTR=33%)
25-100-62-7743	PAYROLL PROCESSING FEE-4%	339.74	331.44	400.00	315.84	400.00	500.00		(GF=88%, PRKS=2%, SWR=4%, WTR=6%)
25-100-62-7753	METER READ SERVICE	5,500.00		5,843.73	5,843.75	5,843.75	6,020.00		Water Resources system annual hosting fee (split with water)
25-100-62-7788	DOUBTFUL EXPENSE ALLOWANCE		4,243.05	3,000.00		2,000.00	2,500.00		WRITE OFFS
CONTRACTUAL SVC & EXP		29,915.41	40,202.36	44,510.73	31,495.27	37,811.44	34,597.00		
COMMUNICATION									
25-100-63-7733	ADVERTISING, BIDS, PUBLICATION			500.00	287.00	300.00	500.00		
25-100-63-7734	POSTAGE & FREIGHT	3,468.90	3,112.65	3,500.00	2,896.48	3,500.00	3,500.00		
25-100-63-7735	TELEPHONE EXPENSE-LAND LINES	1,479.85	2,107.31	2,160.00	2,051.76	2,500.00	2,500.00		
25-100-63-7736	TELEPHONE EXPENSE-CELLULAR	1,188.08	1,061.50	1,500.00	972.08	1,500.00	1,500.00		
25-100-63-7738	INTERNET	2,545.63	2,935.53	3,000.00	2,759.44	3,100.00	3,500.00		
25-100-63-7739	WEB SITE & INTERNET	1,647.50	1,671.80	1,713.59	1,713.59	1,713.59	1,765.00		WEBSITE (GF 34%, SWR 33%, & WTR 33%)
25-100-63-7741	JULIE FACSIMILE	382.04	1,702.80	1,700.00	1,625.89	1,625.89	1,700.00		1/3 Annual JULIE cost (GF 33%, SWR 33%, & WTR 34%)
COMMUNICATION		10,712.00	12,591.59	14,073.59	12,306.24	14,239.48	14,965.00		
PROFESSIONAL DEVELOPMENT									
25-100-64-5810	SEMINARS, COURSES & CONFERENCES	1,840.00	345.00	3,500.00	587.72	2,000.00	8,000.00		AWWA, FVOA, IWEA, COE, & WWTP CLASSES Illinois Rural Water Assn, Fox Valley Operators Assn, Fox River Study
25-100-64-5820	DUES & SUBCRIPTIONS	1,929.99	1,142.99	2,500.00	2,774.99	2,500.00	4,000.00		Group, Water Environment, AWWA, Logmein
25-100-64-5830	TRAVEL, FOOD & LODGING	208.53		2,000.00		500.00	2,000.00		Covers all Food, Lodging & Travel:
25-100-64-5840	TUITION, BOOK & FEES								AWWA, FVOA, IWEA, & WWTP CLASSES
PROFESSIONAL DEVELOPMENT		3,978.52	1,487.99	8,000.00	3,362.71	5,000.00	14,000.00		
OPERATIONS (0-4999)									
25-100-65-7311	NEW OFFICE EQUIPMENT	1,081.41		2,500.00		0.00	0.00		
25-100-65-7353	OFFICE SUPPLIES	1,989.59	2,810.07	3,000.00	2,224.58	3,000.00	3,000.00		1/3 of Cost Water/Sewer/Trash Billing Forms & Misc
OPERATIONS (0-4999)		3,071.00	2,810.07	5,500.00	2,224.58	3,000.00	3,000.00		
Totals for dept 100 - ADMINISTRATION		281,836.12	371,452.86	308,528.16	224,771.32	261,774.26	318,861.42		

04/25/2022 BUDGET REPORT FOR CITY OF PLANO, IL								
GL NUMBER	DESCRIPTION	2019-20 ACTIVITY	2020-21 ACTIVITY	2021-22 AMENDED BUDGET	2021-22 ACTIVITY THRU 03/14/22	2021-22 PROJECTED ACTIVITY	2022-23 REQUESTED BUDGET	NOTES:
Dept 190 - INSURANCE	PERSONNEL SERVICES							
25-190-50-5880	BENEFITS-WORKERS COMP	7,319.94	12,127.44	12,556.28	12,559.20	12,559.20	13,000.00	GF 79%, SWR 12%, WTR 9% of Total ESTIMATE INCREASE OF 3%
25-190-50-5881	BENEFITS-UNEMPLOYMENT	621.55	744.32	800.00	611.34	800.00	800.00	Most of expense is received after January
25-190-50-5883	EMPLOYEES' INSURANCE	123,183.85	127,790.07	126,185.88	110,645.35	126,185.88	130,000.00	Health, Dental, Vision, & Life (GF 78%, PRKS 1%, SWR 12%, WTR 9%)
PERSONNEL SERVICES		131,125.34	140,661.83	139,542.16	123,815.89	139,545.08	143,800.00	
CONTRACTUAL SVC & EXP								
25-190-62-7760	AUTO,GENLIA,CONT,INLMARINE INS	34,772.25	48,897.50	50,364.43	51,515.76	51,515.76	53,065.00	ESTIMATE INCREASE OF 3%
CONTRACTUAL SVC & EXP		34,772.25	48,897.50	50,364.43	51,515.76	51,515.76	53,065.00	
Totals for dept 190 - INSURANCE		165,897.59	189,559.33	189,906.59	175,331.65	191,060.84	196,865.00	
Dept 508 - SLUDGE THICKENER	PROFESSIONAL SERVICES							
25-508-61-7618	ENGINRNG-SLUDGE THICKENER	281.25				0.00	0.00	Project Complete
25-508-61-7619	CONSTR-SLUDGE THICKENER					0.00	0.00	
PROFESSIONAL SERVICES		281.25	0.00	0.00	0.00	0.00	0.00	
Totals for dept 508 - SLUDGE THICKENER		281.25	0.00	0.00	0.00	0.00	0.00	
Dept 542 - AMERICA RESCUE PLAN ACT	PROFESSIONAL SERVICES							
25-542-61-7618	ARPA ENGINEERING							
25-542-61-7619	ARPA CONSTRUCTION			396,447.30		0.00	793,713.72	ARPA Grant (American Rescue Plan Act of 2021) See Revenue GL 25-000-45-4502 Will receive in 2 installments-1st in FY'22 and 2nd in FY'23
PROFESSIONAL SERVICES		0.00	0.00	396,447.30	0.00	0.00	793,713.72	
Totals for dept 542 - AMERICA RESCUE PLAN ACT		0.00	0.00	396,447.30	0.00	0.00	793,713.72	
Dept 543 - AERATION SELECTOR TANKS	PROFESSIONAL SERVICES							
25-543-61-7618	SELECTOR MIXERS ENG			58,000.00	23,702.25	30,000.00	93,500.00	Selector replacement of mixers and ancilliary items (Task Order 5)
25-543-61-7619	SELECTOR MIXERS CONST					21,200.00	405,000.00	Eq't & Install
PROFESSIONAL SERVICES		0.00	0.00	58,000.00	23,702.25	51,200.00	498,500.00	
Totals for dept 543 - AERATION SELECTOR TANKS		0.00	0.00	58,000.00	23,702.25	51,200.00	498,500.00	
Dept 700 - WASTE WATER TREATMENT PLANT	PERSONNEL SERVICES							
25-700-50-5116	WAGES-DEPT HEAD/WWTP	58,046.86	55,697.16	58,435.72	51,375.54	59,708.22	56,555.62	
25-700-50-5140	WAGES-LEVEL II	65,171.08	60,246.01	49,724.61	46,271.18	55,154.73	56,600.00	
25-700-50-5160	WAGES-LEVEL IV	48,112.91	47,574.14	49,547.35	44,390.54	51,219.63	52,500.00	
25-700-50-5170	WAGES-LEVEL V		37,025.53	75,031.21	63,172.19	85,005.05	87,200.00	
PERSONNEL SERVICES		171,330.85	200,542.84	232,738.89	205,209.45	251,087.63	252,855.62	
PROFESSIONAL SERVICES								
25-700-61-7618	ENGINRNG		1,017.50	2,500.00		0.00	0.00	

04/25/2022 BUDGET REPORT FOR CITY OF PLANO, IL								
		2019-20	2020-21	2021-22	2021-22	2021-22	2022-23	
GL NUMBER	DESCRIPTION	ACTIVITY	ACTIVITY	AMENDED	ACTIVITY	PROJECTED	REQUESTED	
				BUDGET	THRU 03/14/22	ACTIVITY	BUDGET	
NOTES:								
25-700-61-7630	MISC PROFESSIONAL SERVICES	30,029.46	14,054.63	35,000.00	2,760.00	6,000.00	20,000.00	SCADA Tech Support/Service Agreement
25-700-61-7634	CONSULTING SERVICES					0.00	0.00	SCADA Computer Upgrade/Replacement
	PROFESSIONAL SERVICES	30,029.46	15,072.13	37,500.00	2,760.00	6,000.00	20,000.00	
CONTRACTUAL SVC & EXP								
25-700-62-5630	UNIFORM/PRNL PROTECTION EQMT	8,516.96	8,077.66	9,000.00	5,840.32	7,200.00	9,000.00	
25-700-62-7660	MTNC SRVC & RPR-BUILDINGS	6,842.95	8,877.05	10,000.00	6,490.32	9,000.00	15,000.00	Pest Control, Alarm Detection, New Roof on Blower Building
25-700-62-7662	MNTC & RESTORATION-GROUND	20,883.29	32,939.33	40,000.00	20,143.10	23,000.00	33,000.00	Landscaping Mntc, Algae Control, Sand Drying Bed Disposal, Groot Roll Offs, Landscape for Foli Park
25-700-62-7664	MTNC SRVC & RPR-OPERATING EQMT	128,959.58	95,774.38	55,000.00	35,216.16	45,000.00	70,000.00	SCADA, Generator, Pump, HACH Maint contract , Log Me In, Blower Maint, Lab Certification, Meter Calibration, Flight 10 Pumps Maint, Bar Screen #1 Repair
25-700-62-7668	MTNC SRVC & RPR-VEHICLES	450.29	235.37	1,000.00	250.26	1,000.00	1,000.00	
25-700-62-7670	DISPOSAL SERVICE-SLUDGE	38,898.05	34,855.74	42,000.00	37,336.16	37,336.16	42,000.00	CONTRACT INCL CLASS B SLUDGE
25-700-62-7671	TESTING SERVICES	4,102.50	4,573.57	5,000.00	4,857.35	5,000.00	7,000.00	Bio Solid Testing (EPA Required), New MPDS EPA
25-700-62-7720	RENTAL EXPENSE	2,889.00	284.12	3,000.00	582.56	1,500.00	3,000.00	CYLINDER & MISC RENTALS
25-700-62-7730	GAS (HEAT & OPERATIONS)	5,619.35	6,433.01	6,500.00	7,774.10	8,000.00	10,000.00	Most of expense is received after January
25-700-62-7731	ELECTRICITY	151,231.57	113,063.28	110,000.00	94,463.73	110,000.00	110,000.00	Heat cost increase
25-700-62-7799	EPA FEES	18,500.00	17,500.00	17,500.00	17,500.00	17,500.00	17,500.00	SLUDGE PERMIT
	CONTRACTUAL SVC & EXP	386,893.54	322,613.51	299,000.00	230,454.06	264,536.16	317,500.00	
OPERATIONS (0-4999)								
25-700-65-7310	NEW OPERATING EQUIPMENT	9,233.73	49,018.40	100,500.00	52,572.18	53,000.00	82,000.00	1-New IR Pump \$35,000 1-Gate Operator \$12,000 Truck Lift Gate \$10,000 GPS Equip \$12,000 Portologic \$13,000
25-700-65-7316	MTNC & RPR-SUPPLIES	10,337.93	14,842.93	15,000.00	10,112.94	15,000.00	15,000.00	
25-700-65-7318	MTNC SRVC & RPR-VEHICLES	668.51	2,208.62	2,500.00	162.37	300.00	3,000.00	Includes Vac Truck Yearly Maint
25-700-65-7333	GASOLINE, OIL & FILTERS	4,420.61	4,499.98	5,000.00	6,184.82	6,500.00	8,000.00	Due to increase in gasoline prices
25-700-65-7343	OPERATION SUPPLIES	49,456.47	57,271.70	55,000.00	55,863.68	57,000.00	65,000.00	prices increases
25-700-65-7399	MISCELLANEOUS SUPPLIES		747.65				0.00	
25-700-65-7899	MISCELLANEOUS EXPENSE	27.16					0.00	
25-700-65-7998	Loss on Disposal of Equipment						0.00	
25-700-65-7999	CONTINGENCIES	72,662.45	51,535.79	50,000.00	24,026.60	44,100.00	50,000.00	
	OPERATIONS (0-4999)	146,806.86	180,125.07	228,000.00	148,922.59	175,900.00	223,000.00	
CAPITAL OUTLAY (5000+)								
25-700-75-6312	NEW VEHICLES	33,904.49		40,562.52		0.00	40,562.52	New F250 with plow \$40,562.52 Vac Truck Shared with Water (1/2 of \$450,000 = \$225,000) Zero Due in 2020 (FY'21) Payment 1 of 5 \$47,527.72 Due in 2021 (FY'22) Payment 2 of 5 \$47,527.72 Due in 2022 (FY'23) Payment 3 of 5 \$47,527.72 Due in 2023 (FY'24) Payment 4 of 5 \$47,527.72 Due in 2024 (FY'25) Final Payment 5 of 5 \$47,527.72 Due in 2025 (FY'26)
25-700-75-7310	NEW OPERATING EQUIPMENT	132,947.00	16,470.71	60,000.00	47,527.72	47,527.72	47,527.72	
	CAPITAL OUTLAY (5000+)	166,851.49	16,470.71	100,562.52	47,527.72	47,527.72	88,090.24	
Totals for dept 700 - WASTE WATER TREATMENT PLANT		901,912.20	734,824.26	897,801.41	634,873.82	745,051.51	901,445.86	
Dept 710 - SWR LINE OPERATIONS								
PERSONNEL SERVICES								

04/25/2022		BUDGET REPORT FOR CITY OF PLANO, IL								
		2019-20	2020-21	2021-22	2021-22	2021-22	2022-23			
		ACTIVITY	ACTIVITY	AMENDED	ACTIVITY	PROJECTED	REQUESTED			
GL NUMBER	DESCRIPTION			BUDGET	THRU 03/14/22	ACTIVITY	BUDGET	NOTES:		
25-710-50-5120	WAGES-SUPERVISOR	4,742.94	4,612.46	4,733.89	4,114.43	4,637.15	4,760.00			
25-710-50-5140	WAGES-LEVEL II	3,898.29	5,547.21	5,853.40	2,473.24	2,473.24	0.00	Employee moved to other Duty		
25-710-50-5150	WAGES-LEVEL III	23,767.18	21,673.76	24,328.66	22,450.53	26,093.19	26,800.00			
PERSONNEL SERVICES		32,408.41	31,833.43	34,915.95	29,038.20	33,203.58	31,560.00			
CONTRACTUAL SVC & EXP										
25-710-62-7664	MTNC SRVC & RPR-OPERATING EQMT		25.99	1,500.00	872.43	1,500.00	1,500.00			
25-710-62-7669	MTNC SRVC & RPR-CLEANING & TV	3,240.00	6,150.00	5,000.00	3,400.00	5,000.00	10,000.00	CLEANING & TELEVISIONING OF LINES		
25-710-62-7676	MTNC SRVC & RPR	870.00	31,232.30	75,000.00	21,159.75	30,000.00	40,000.00	Root Control, Manhole, Sewer Pipe Mtnc, Mainline Lining & ServiceMaster Restore Contract/Sewer Cleaning		
25-710-62-7781	MTNC SRVC & RPR-WATER METERS	59,691.22	37,384.50	50,000.00	21,026.00	40,000.00	50,000.00			
CONTRACTUAL SVC & EXP		63,801.22	74,792.79	131,500.00	46,458.18	76,500.00	101,500.00			
OPERATIONS (0-4999)										
25-710-65-7316	MTNC & RPR-SUPPLIES	8,371.22	11,940.78	10,000.00	5,456.24	7,000.00	10,000.00			
OPERATIONS (0-4999)		8,371.22	11,940.78	10,000.00	5,456.24	7,000.00	10,000.00			
CAPITAL OUTLAY (5000+)										
25-710-75-6413	SANITARY SEWER					0.00	0.00			
25-710-75-7310	NEW OPERATING EQUIPMENT					0.00	0.00			
CAPITAL OUTLAY (5000+)		0.00	0.00	0.00	0.00	0.00	0.00			
Totals for dept 710 - SWR LINE OPERATIONS		104,580.85	118,567.00	176,415.95	80,952.62	116,703.58	143,060.00			
Dept 720 - WALMART LIFT STATION										
PERSONNEL SERVICES										
25-720-50-5140	WAGES-LEVEL II	2,145.70	1,983.33	1,619.63	1,495.15	1,888.60	1,940.00			
25-720-50-5160	WAGES-LEVEL IV	1,583.37	1,565.68	1,613.92	1,410.99	1,636.09	1,680.00			
25-720-50-5170	WAGES-LEVEL V		1,218.73	2,456.97	2,058.00	2,777.78	2,850.00			
PERSONNEL SERVICES		3,729.07	4,767.74	5,690.52	4,964.14	6,302.47	6,470.00			
CONTRACTUAL SVC & EXP										
25-720-62-7676	MTNC SRVC & RPR	990.00	1,011.00	8,500.00	6,888.94	6,888.94	23,500.00	Pump Repairs, Control Panel		
25-720-62-7731	ELECTRICITY	1,293.86	1,374.10	1,500.00	885.64	1,500.00	1,500.00			
CONTRACTUAL SVC & EXP		2,283.86	2,385.10	10,000.00	7,774.58	8,388.94	25,000.00			
COMMUNICATION										
25-720-63-7735	TELEPHONE EXPENSE-LAND LINES	339.36				0.00	0.00	Moved expense to gl 25-100-63-7735		
COMMUNICATION		339.36	0.00	0.00	0.00	0.00	0.00			
OPERATIONS (0-4999)										
25-720-65-7310	NEW OPERATING EQUIPMENT	4,748.54		3,500.00		0.00	0.00			
25-720-65-7316	MTNC & RPR-SUPPLIES	7,391.69	15,369.43	10,000.00	8,729.87	10,000.00	10,000.00			
OPERATIONS (0-4999)		12,140.23	15,369.43	13,500.00	8,729.87	10,000.00	10,000.00			
Totals for dept 720 - WALMART LIFT STATION		18,492.52	22,522.27	29,190.52	21,468.59	24,691.41	41,470.00			
Dept 721 - FOLI LIFT STATION										
PERSONNEL SERVICES										
25-721-50-5140	WAGES-LEVEL II	2,145.70	1,983.33	1,619.63	1,495.21	1,888.71	1,940.00			
25-721-50-5160	WAGES-LEVEL IV	1,583.30	1,565.54	1,613.91	1,411.10	1,636.09	1,680.00			
25-721-50-5170	WAGES-LEVEL V		1,218.64	2,457.37	2,058.16	2,777.93	2,850.00			
PERSONNEL SERVICES		3,729.00	4,767.51	5,690.91	4,964.47	6,302.73	6,470.00			

04/25/2022 BUDGET REPORT FOR CITY OF PLANO, IL								
		2019-20	2020-21	2021-22	2021-22	2021-22	2022-23	
		ACTIVITY	ACTIVITY	AMENDED	ACTIVITY	PROJECTED	REQUESTED	
GL NUMBER	DESCRIPTION			BUDGET	THRU 03/14/22	ACTIVITY	BUDGET	
NOTES:								
CONTRACTUAL SVC & EXP								
25-721-62-7676	MTNC SRVC & RPR	3,071.75	900.00	24,000.00	7,298.53	12,000.00	24,000.00	Yearly Generator Maint, Lift Station Cleaning, Lift Station RTU Panel & SCADA Integration
25-721-62-7731	ELECTRICITY	9,602.49	7,591.13	9,000.00	4,382.41	6,000.00	7,500.00	
CONTRACTUAL SVC & EXP		12,674.24	8,491.13	33,000.00	11,680.94	18,000.00	31,500.00	
OPERATIONS (0-4999)								
25-721-65-7310	NEW OPERATING EQUIPMENT	106,960.79		5,000.00		0.00	0.00	
25-721-65-7316	MTNC & RPR-SUPPLIES	11,654.95	9,508.90	10,000.00	10,067.71	11,000.00	11,000.00	
OPERATIONS (0-4999)		118,615.74	9,508.90	15,000.00	10,067.71	11,000.00	11,000.00	
Totals for dept 721 - FOLI LIFT STATION		135,018.98	22,767.54	53,690.91	26,713.12	35,302.73	48,970.00	
Dept 722 - KLATT STREET LIFT STATION								
PERSONNEL SERVICES								
25-722-50-5140	WAGES-LEVEL II	2,145.69	1,983.33	1,619.63	1,495.51	1,889.06	1,940.00	
25-722-50-5160	WAGES-LEVEL IV	1,583.31	1,565.58	1,613.91	1,411.24	1,636.34	1,680.00	
25-722-50-5170	WAGES-LEVEL V		1,215.15	2,457.37	2,055.79	2,775.55	2,850.00	
PERSONNEL SERVICES		3,729.00	4,764.06	5,690.91	4,962.54	6,300.95	6,470.00	
CONTRACTUAL SVC & EXP								
25-722-62-7676	MTNC SRVC & RPR	5,406.94	4,431.80	7,000.00	222.80	500.00	500.00	Mowing Contract (Gorman 20%, Hemmingsen 13%, Klatt Lift Stn 1%, Niles 3%, Wtr Twr #2 5%, Kristen Ball Fields 25%, Well #7 6%, City Lot by PD 5%, Police Stn 2%)
25-722-62-7730	GAS (HEAT & OPERATIONS)	458.41	463.68	500.00	441.95	500.00	1,000.00	Due to increase in prices
25-722-62-7731	ELECTRICITY	2,744.10	2,845.27	3,000.00	2,242.37	3,000.00	3,500.00	
CONTRACTUAL SVC & EXP		8,609.45	7,740.75	10,500.00	2,907.12	4,000.00	5,000.00	
COMMUNICATION								
25-722-63-7735	TELEPHONE EXPENSE-LAND LINES	246.75				0.00	0.00	Moved expense to gl 25-100-63-7735
COMMUNICATION		246.75	0.00	0.00	0.00	0.00	0.00	
OPERATIONS (0-4999)								
25-722-65-7310	NEW OPERATING EQUIPMENT					0.00	20,000.00	Integrate into SCADA System
25-722-65-7316	MTNC & RPR-SUPPLIES	9,876.73	3,345.06	10,000.00	8,959.45	10,000.00	10,000.00	
OPERATIONS (0-4999)		9,876.73	3,345.06	10,000.00	8,959.45	10,000.00	10,000.00	
Totals for dept 722 - KLATT STREET LIFT STATION		22,461.93	15,849.87	26,190.91	16,829.11	20,300.95	21,470.00	
Dept 749 - OTHER WAGES/METERS								
PERSONNEL SERVICES								
25-749-50-5120	WAGES-SUPERVISOR	8,537.21	8,302.32	8,520.96	7,405.94	8,660.46	8,880.00	
25-749-50-5140	WAGES-LEVEL II	4,677.98	6,656.61	7,023.98	2,967.82	2,967.82	0.00	Employee moved to other Duty
25-749-50-5150	WAGES-LEVEL III	7,291.44	5,178.60	6,052.21	7,367.66	9,317.86	9,560.00	
25-749-50-5160	WAGES-METER READER	20,587.17	21,055.96	24,578.09	17,771.15	20,592.22	21,120.00	
PERSONNEL SERVICES		41,093.80	41,193.49	46,175.24	35,512.57	41,538.36	39,560.00	
Totals for dept 749 - OTHER WAGES/METERS		41,093.80	41,193.49	46,175.24	35,512.57	41,538.36	39,560.00	
Dept 900 - TRANSFERS								
TRANSFER OUT								
25-900-99-0990	TRANSFER TO GENERAL FUND							
25-900-99-2299	TRANSFERS OUT							
25-900-99-9801	CAPITAL ASSET TRANSFER TO GF							

04/25/2022 BUDGET REPORT FOR CITY OF PLANO, IL								
GL NUMBER	DESCRIPTION	2019-20 ACTIVITY	2020-21 ACTIVITY	2021-22 AMENDED BUDGET	2021-22 ACTIVITY THRU 03/14/22	2021-22 PROJECTED ACTIVITY	2022-23 REQUESTED BUDGET	NOTES:
25-900-99-9810	CAPITAL ASSET TRSFR TO PARKS							
25-900-99-9920	TRANSFER TO OPEB	8,455.00	11,015.00	12,239.36	12,239.36	12,239.36	12,852.00	Actuarial Valuation Annual Required Contribution \$152,992 (A new valuation is required in FY'2022) (GF=82%, PRKS=2%, SWR=8%, WTR=8%)
	TRANSFER OUT	8,455.00	11,015.00	12,239.36	12,239.36	12,239.36	12,852.00	Estimate 5% Increase
Totals for dept 900 - TRANSFERS		8,455.00	11,015.00	12,239.36	12,239.36	12,239.36	12,852.00	
TOTAL APPROPRIATIONS		1,680,030.24	1,527,751.62	2,194,586.35	1,252,394.41	1,499,863.00	3,016,768.00	TOTAL EXPENSES
NET OF REVENUES/APPROPRIATIONS - FUND 25		39,934.79	289,067.97	(128,230.96)	617,493.92	670,099.95	(924,011.14)	
BEGINNING FUND BALANCE				916,571.18		916,571.18	1,586,671.13	
ENDING FUND BALANCE				1,056,787.07		1,586,671.13	662,659.99	Operating Cash Balance
							268,446.85	Designated for Sewer Infrastructure on Lakewood/Woodwind (Phase 4 for an Interceptor Pipe to run north on little rock road starting at center street)
							931,106.84	ENDING FUND BALANCE

04/25/2022 BUDGET REPORT FOR CITY OF PLANO, IL							
Calculations as of 04/30/2022							
		2019-20	2020-21	2021-22	2021-22	2021-22	2022-23
GL NUMBER	DESCRIPTION	ACTIVITY	ACTIVITY	AMENDED	ACTIVITY	PROJECTED	REQUESTED
				BUDGET	THRU 03/14/22	ACTIVITY	BUDGET
NOTES:							
Fund 28 - WATER FUND							
ESTIMATED REVENUES							
Dept 000 - ASSETS, LIA, CAPTL & REVENUES							
CHARGES FOR SERVICE							
28-000-42-4215	CONNECTION FEES	88,105.00	36,105.00		4,800.00	4,800.00	2,400.00
28-000-42-4235	IMPACT FEES/WATER	12,349.00	20,504.00	11,650.00	18,407.00	18,873.00	11,650.00
28-000-42-4260	USER FEES	1,066,626.69	1,152,003.92	1,150,000.00	972,246.62	1,150,000.00	1,150,000.00
28-000-42-4275	NEW DEVELOPMENT- METERS	16,084.00	19,575.00	11,250.00	18,000.00	18,225.00	11,250.00
28-000-42-4278	RENTAL INCOME	37,822.00	46,576.99	20,386.84	27,991.24	29,512.12	18,250.56
28-000-42-4279	MISCELLANEOUS WATER					0.00	0.00
28-000-42-4280	RECAP FEES/WATER	2,156.05	834.60			0.00	0.00
CHARGES FOR SERVICE		1,223,142.74	1,275,599.51	1,193,286.84	1,041,444.86	1,221,410.12	1,193,550.56
FINES & FORFEITS							
28-000-43-4370	PENALTIES	37,859.74	31,100.77	40,000.00	33,682.24	36,000.00	36,000.00
FINES & FORFEITS		37,859.74	31,100.77	40,000.00	33,682.24	36,000.00	36,000.00
MISCELLANEOUS							
28-000-44-4400	MISCELLANEOUS INCOME	3,955.63	4,479.22	2,000.00	15.00	15.00	2,000.00
28-000-44-4440	SALE OF EQUIPMENT/VEHICLES					0.00	0.00
MISCELLANEOUS		3,955.63	4,479.22	2,000.00	15.00	15.00	2,000.00
INTERGOVERNMENTAL							
28-000-45-4500	GRANTS	3,558.10	16,449.07	2,431.98	2,431.98	2,431.98	2,000.00
28-000-45-4502	AMERICAN RESCUE PLAN ACT (ARPA)			396,447.30	396,856.86	396,856.86	396,856.86
INTERGOVERNMENTAL		3,558.10	16,449.07	398,879.28	399,288.84	399,288.84	398,856.86
INTEREST							
28-000-46-4600	INTEREST INCOME	28,802.28	2,634.85	5,000.00		2,000.00	2,500.00
INTEREST		28,802.28	2,634.85	5,000.00	0.00	2,000.00	2,500.00
CONTRIBUTIONS							
28-000-47-4701	CONTRIBUTIONS-OTHER					0.00	0.00
CONTRIBUTIONS		0.00	0.00	0.00	0.00	0.00	0.00
OTHER OPERATING RECEIPTS							
28-000-48-4810	LOAN PROCEEDS					0.00	0.00
OTHER OPERATING RECEIPTS		0.00	0.00	0.00	0.00	0.00	0.00
TRANSFERS IN							
28-000-49-4801	CAPITAL ASSET TRSFR FROM GF					0.00	0.00
28-000-49-4901	TRANSFER FROM GENERAL FUND					0.00	0.00
TRANSFERS IN		0.00	0.00	0.00	0.00	0.00	0.00
Totals for dept 000 - ASSETS, LIA, CAPTL & REVENUES							
		1,297,318.49	1,330,263.42	1,639,166.12	1,474,430.94	1,658,713.96	1,632,907.42
TOTAL ESTIMATED REVENUES							
		1,297,318.49	1,330,263.42	1,639,166.12	1,474,430.94	1,658,713.96	1,632,907.42

04/25/2022 BUDGET REPORT FOR CITY OF PLANO, IL								
Calculations as of 04/30/2022								
		2019-20	2020-21	2021-22	2021-22	2021-22	2022-23	
GL NUMBER	DESCRIPTION	ACTIVITY	ACTIVITY	AMENDED	ACTIVITY	PROJECTED	REQUESTED	
				BUDGET	THRU 03/14/22	ACTIVITY	BUDGET	
NOTES:								
APPROPRIATIONS								
Dept 100 - ADMINISTRATION								
PERSONNEL SERVICES								
28-100-50-5111	WAGES-DIR. OF PUBLIC WORKS	40,081.63	49,411.08	39,019.82		0.00	49,500.00	New Hire
28-100-50-5112	WAGES-DEPT HEAD/CLERK/COLL	24,200.54	24,563.64	26,105.53	22,876.21	26,105.53	26,639.85	
28-100-50-5113	WAGES-DEPT HEAD/TREAS/BDGT	14,322.91	13,747.88	13,991.32	11,970.94	13,991.32	14,274.27	
28-100-50-5120	WAGES-SUPT OF WATER	9,485.75	9,224.66	9,467.76	8,228.84	9,467.76	9,665.85	
28-100-50-5130	WAGES-LEVEL I	15,546.98	13,068.37	13,221.76	11,468.32	13,221.76	13,493.40	
28-100-50-5140	WAGES-LEVEL II	31,974.78	31,198.32	33,504.12	29,097.96	33,504.12	34,177.65	
28-100-50-5150	WAGES-LEVEL III	23,117.26	23,347.38	24,616.40	21,120.56	24,616.40	25,107.77	
PERSONNEL SERVICES		158,729.85	164,561.33	159,926.71	104,762.83	120,906.89	172,858.79	
PROFESSIONAL SERVICES								
28-100-61-7610	LEGAL SERVICES	5,000.00				0.00	0.00	
28-100-61-7634	CONSULTING SERVICES	18,905.25	9,971.92	95,000.00	74,176.11	95,000.00	145,000.00	Water Plants Assessment & Facility Plan BSI Annual Subscription Fee Water/Sewer Rate Study (split Sewer/Water) Consulting Service for 1095's Lead/Copper EPA Compliance BSI Cross connection survey: Due every 3 years (Due 2022)
28-100-61-7750	AUDIT EXPENSE	4,852.60	4,805.60	4,626.50	4,626.50	4,626.50	4,780.40	AUDIT 19% OF \$24,350 (GF=56%, PRKS=5%, SWR=18%, WTR=19%, PPP=2%+IDOI Fee)
PROFESSIONAL SERVICES		28,757.85	14,777.52	99,626.50	78,802.61	99,626.50	149,780.40	
CONTRACTUAL SVC & EXP								
28-100-62-7656	MTNC SRVC & RPR-COMPUTER SOFWR	1,691.20	1,714.72	3,000.00	1,771.36	1,771.36	2,000.00	BS&A MAINT AGREEMENT INCREASES 3% PER YEAR (GF=66%, PRKS=2%, SWR=16%, WTR=16%)
28-100-62-7657	GIS HOSTING & SUPPORT FEE	6,684.38	21,500.00	20,000.00	14,753.72	20,000.00	20,000.00	GIS Build and Hosting (split 1/3 ea. with GF, SWR, WTR)
28-100-62-7666	MTNC SRVC & RPR-OFFICE EQMT	2,198.25	1,448.61	3,500.00	3,794.65	4,100.00	4,500.00	Millhouse Copier Agreement Computer Maintenance Agreement
28-100-62-7741	BANKING POSITIVE PAY FEE			167.00	24.00	100.00	167.00	Positive Pay Verification cost for Vendor Checks
28-100-62-7742	CREDIT CARD PROCESSING FEE	8,543.81	10,209.95	10,000.00	8,042.65	8,042.65	0.00	Credit Card Fees (GF=33%, SWR=34%, WTR=33%)
28-100-62-7743	PAYROLL PROCESSING FEE-6%	509.60	497.16	600.00	473.72	600.00	700.00	(GF=88%, PRKS=2%, SWR=4%, WTR=6%)
28-100-62-7753	METER READ SERVICE	5,500.00		5,843.75	5,843.75	5,843.75	6,020.00	Water Resources system annual hosting fee
28-100-62-7788	DOUBTFULL EXPENSE ALLOWANCE		2,471.75	2,000.00		2,000.00	2,500.00	WRITE OFFS
CONTRACTUAL SVC & EXP		25,127.24	37,842.19	45,110.75	34,703.85	42,457.76	35,887.00	
COMMUNICATION								
28-100-63-7733	ADVERTISING, BIDS, PUBLICATION	1,767.00	1,857.99	2,500.00	1,861.00	1,861.00	2,500.00	CCR Report (Water Quality) and any other Misc.
28-100-63-7734	POSTAGE & FREIGHT	3,387.10	4,777.74	6,000.00	4,403.48	5,000.00	6,000.00	BILLING POSTAGE, WATER SAMPLES, CCR REPORT
28-100-63-7739	WEB SITE & INTERNET	1,647.50	1,671.80	1,713.59	1,713.59	1,713.59	1,765.00	WEBSITE (GF 34%, SWR 33%, & WTR 33%)
28-100-63-7741	JULIE FACSIMILE	382.03	1,702.79	1,700.00	1,658.28	1,658.28	1,700.00	1/3 Annual JULIE cost (GF 33%, SWR 33%, & WTR 34%)
COMMUNICATION		7,183.63	10,010.32	11,913.59	9,636.35	10,232.87	11,965.00	
PROFESSIONAL DEVELOPMENT								
28-100-64-5810	SEMINARS, COURSES & CONFERENCES		42.00	2,000.00	1,000.00	2,000.00	2,000.00	AWWA, IRWA, IL AWWA, WATER Certificates & Communities of Excellence
28-100-64-5820	DUES & SUBSCRIPTIONS	1,179.93	1,203.93	2,000.00	1,218.99	1,218.99	2,000.00	IL Rural Water Assn, AWWA, LOGMEIN
28-100-64-5830	TRAVEL, FOOD & LODGING	384.62	78.25	2,000.00	976.75	2,000.00	2,000.00	Covers all Food, Lodging & Travel: AWWA, IRWA, IL AWWA, WATER Certificates

04/25/2022 BUDGET REPORT FOR CITY OF PLANO, IL							
Calculations as of 04/30/2022							
		2019-20	2020-21	2021-22	2021-22	2021-22	2022-23
GL NUMBER	DESCRIPTION	ACTIVITY	ACTIVITY	AMENDED BUDGET	ACTIVITY THRU 03/14/22	PROJECTED ACTIVITY	REQUESTED BUDGET
NOTES:							
28-100-64-5840	TUITION, BOOKS & FEES			2,000.00		0.00	2,000.00
28-100-64-5850	MEETING EXPENSE	102.03	65.36	500.00		0.00	500.00
PROFESSIONAL DEVELOPMENT		1,666.58	1,389.54	8,500.00	3,195.74	5,218.99	8,500.00
OPERATIONS (0-4999)							
28-100-65-7311	NEW OFFICE EQUIPMENT	2,912.29	2,148.14	2,000.00	564.81	1,000.00	2,000.00
28-100-65-7353	OFFICE SUPPLIES	1,246.96	1,449.72	2,500.00	1,374.50	1,500.00	2,000.00
OPERATIONS (0-4999)		4,159.25	3,597.86	4,500.00	1,939.31	2,500.00	4,000.00
Totals for dept 100 - ADMINISTRATION		225,624.40	232,178.76	329,577.55	233,040.69	280,943.01	382,991.19
Dept 190 - INSURANCE							
PERSONNEL SERVICES							
28-190-50-5880	BENEFITS-WORKERS COMP	12,645.82	9,095.58	9,417.21	9,419.40	9,419.40	9,700.00
28-190-50-5881	BENEFITS-UNEMPLOYMENT	621.55	744.32	750.00	611.34	750.00	750.00
28-190-50-5883	EMPLOYEES' INSURANCE	92,387.91	95,842.51	94,639.32	82,983.97	94,639.32	97,000.00
PERSONNEL SERVICES		105,655.28	105,682.41	104,806.53	93,014.71	104,808.72	107,450.00
CONTRACTUAL SVC & EXP							
28-190-62-7760	AUTO,GENLIA,CONT,INLMARINE INS	29,208.69	37,847.50	38,982.93	40,641.21	40,641.21	42,000.00
CONTRACTUAL SVC & EXP		29,208.69	37,847.50	38,982.93	40,641.21	40,641.21	42,000.00
Totals for dept 190 - INSURANCE		134,863.97	143,529.91	143,789.46	133,655.92	145,449.93	149,450.00
Dept 502 - LKWD WTR TMT PLANT IMPRV							
PROFESSIONAL SERVICES							
28-502-61-7618	ENG - LKWD WTR TMT PLANT IMPROV	23,599.50					26,000.00
28-502-61-7619	CONSTR - LKWD WTR TMT PLANT IMPROV	665,512.60	98,748.00				0.00
PROFESSIONAL SERVICES		689,112.10	98,748.00	0.00	0.00	0.00	26,000.00
Totals for dept 502 - LKWD WTR TMT PLANT IMPRV		689,112.10	98,748.00	0.00	0.00	0.00	26,000.00
Dept 503 - BROWNSFIELD DEVELOPMENT							
PROFESSIONAL SERVICES							
28-503-61-7611	LEGAL SERVICES-CITY ATTORNEY						
28-503-61-7618	ENGINRNG - BROWNSFIELD			1,000.00			1,000.00
28-503-61-7619	CONST - BROWNSFIELD						
PROFESSIONAL SERVICES		0.00	0.00	1,000.00	0.00	0.00	1,000.00
Totals for dept 503 - BROWNSFIELD DEVELOPMENT		0.00	0.00	1,000.00	0.00	0.00	1,000.00
Dept 515 - PRAIRIE ST WTR MN-HALE TO LEW							
CAPITAL OUTLAY (5000+)							
28-515-75-7618	ENGINEERNG PRAIRIE ST WTR MN-HALE TO LEW						0.00
28-515-75-7619	CONSTRUCTION PRAIRIE ST WTR MN-HALE T	3,558.60					0.00
CAPITAL OUTLAY (5000+)		3,558.60	0.00	0.00	0.00	0.00	0.00
Totals for dept 515 - PRAIRIE ST WTR MN-HALE TO LEW		3,558.60	0.00	0.00	0.00	0.00	0.00
Dept 518 - SCADA SYSTEM CONTROL							
CAPITAL OUTLAY (5000+)							
28-518-75-7619	SCADA SYSTEM CONTROL CONST	90,700.00					0.00

04/25/2022		BUDGET REPORT FOR CITY OF PLANO, IL								
Calculations as of 04/30/2022										
		2019-20	2020-21	2021-22	2021-22	2021-22	2022-23			
GL NUMBER	DESCRIPTION	ACTIVITY	ACTIVITY	AMENDED	ACTIVITY	PROJECTED	REQUESTED		NOTES:	
				BUDGET	THRU 03/14/22	ACTIVITY	BUDGET			
	CAPITAL OUTLAY (5000+)	90,700.00	0.00	0.00	0.00	0.00	0.00			
Totals for dept 518 - SCADA SYSTEM CONTROL		90,700.00	0.00	0.00	0.00	0.00	0.00			
Dept 524 - RT 34 & WEST										
PROFESSIONAL SERVICES										
28-524-61-8100	PRINCIPAL - WELL HOUSE 3,4,&5	33,381.80	33,381.80	33,381.80	33,381.80	33,381.80	33,381.80		PMT 23 (SEPT) & 24 (MAR) OF 40	
	PROFESSIONAL SERVICES	33,381.80	33,381.80	33,381.80	33,381.80	33,381.80	33,381.80			
Totals for dept 524 - RT 34 & WEST		33,381.80	33,381.80	33,381.80	33,381.80	33,381.80	33,381.80			
Dept 539 - SANDY LANE WATER MAIN										
PROFESSIONAL SERVICES										
28-539-61-7618	ENGINRNG - SANDY LANE WTR MAIN	1,986.00					10,000.00			
28-539-61-7619	CONSTR - SANDY LANE WTR MAIN						180,000.00			
	PROFESSIONAL SERVICES	1,986.00	0.00	0.00	0.00	0.00	190,000.00			
Totals for dept 539 - SANDY LANE WATER MAIN		1,986.00	0.00	0.00	0.00	0.00	190,000.00			
Dept 540 - HALE ST WATER MAIN										
PROFESSIONAL SERVICES										
28-540-61-7618	ENG-HALE ST WATER MAIN						50,000.00		Engineering to start in FY'23	
28-540-61-7619	CONST-HALE ST WATER MAIN						0.00		Construction to start in FY '24	
	PROFESSIONAL SERVICES	0.00	0.00	0.00	0.00	0.00	50,000.00			
Totals for dept 540 - HALE ST WATER MAIN		0.00	0.00	0.00	0.00	0.00	50,000.00			
Dept 542 - AMERICA RESCUE PLAN ACT										
PROFESSIONAL SERVICES										
28-542-61-7618	ARPA ENGINEERING						120,000.00			
28-542-61-7619	ARPA CONSTRUCTION			396,447.30		0.00	793,713.72		ARPA Grant (American Rescue Plan Act of 2021) See Revenue GL 28-000-45-4502 Will receive in 2 installments-1st in FY'22 and 2nd in FY'23	
	PROFESSIONAL SERVICES	0.00	0.00	396,447.30	0.00	0.00	913,713.72			
Totals for dept 542 - AMERICA RESCUE PLAN ACT		0.00	0.00	396,447.30	0.00	0.00	913,713.72			
Dept 749 - OTHER WAGES/METERS										
PERSONNEL SERVICES										
28-749-50-5120	WAGES-SUPERVISOR	11,382.96	11,069.59	11,361.39	9,874.67	11,361.39	11,500.00			
28-749-50-5140	WAGES-LEVEL II	4,677.93	6,656.68	7,024.08	2,967.94	7,024.08	7,500.00			
28-749-50-5150	WAGES-LEVEL III	7,291.55	5,178.68	6,053.00	7,367.56	6,053.00	6,500.00			
28-749-50-5160	WAGES-METER READER	20,672.27	21,141.05	24,663.18	17,856.27	24,663.18	25,000.00			
	PERSONNEL SERVICES	44,024.71	44,046.00	49,101.65	38,066.44	49,101.65	50,500.00			
Totals for dept 749 - OTHER WAGES/METERS		44,024.71	44,046.00	49,101.65	38,066.44	49,101.65	50,500.00			
Dept 750 - TRANSPORTATION & HEAVY EQT										
CONTRACTUAL SVC & EXP										
28-750-62-7664	MTNC SRVC & RPR-OPERATING EQMT	487.00	43.96	1,500.00	580.28	1,500.00	4,000.00		Backhoe Maintenance, Tires, & Vac Truck Maint	
28-750-62-7668	MTNC SRVC & RPR-VEHICLES	6,451.94	2,862.34	8,000.00	12,711.51	13,000.00	8,000.00			
	CONTRACTUAL SVC & EXP	6,938.94	2,906.30	9,500.00	13,291.79	14,500.00	12,000.00			
OPERATIONS (0-4999)										

04/25/2022 BUDGET REPORT FOR CITY OF PLANO, IL							
Calculations as of 04/30/2022							
		2019-20	2020-21	2021-22	2021-22	2021-22	2022-23
GL NUMBER	DESCRIPTION	ACTIVITY	ACTIVITY	AMENDED	ACTIVITY	PROJECTED	REQUESTED
				BUDGET	THRU 03/14/22	ACTIVITY	BUDGET
							NOTES:
28-750-65-7316	MTNC & RPR-SUPPLIES	741.93	674.60	2,000.00	398.26	600.00	1,000.00
28-750-65-7318	MTNC SRVC & SUPPLIES-VEHICLES	170.16	216.07			0.00	0.00
28-750-65-7333	GASOLINE, OIL & FILTERS	9,978.95	8,727.59	12,000.00	9,614.60	12,000.00	12,000.00
28-750-65-7899	MISCELLANEOUS EXPENSE	644.57	3,103.03	3,500.00		0.00	2,000.00
OPERATIONS (0-4999)		11,535.61	12,721.29	17,500.00	10,012.86	12,600.00	15,000.00
CAPITAL OUTLAY (5000+)							
28-750-75-6312	NEW VEHICLES	100,415.79		18,960.00		0.00	64,000.00
28-750-75-7310	NEW OPERATING EQUIPMENT	36,286.72		47,527.71	47,527.71	47,527.71	47,527.71
CAPITAL OUTLAY (5000+)		136,702.51	0.00	66,487.71	47,527.71	47,527.71	111,527.71
Totals for dept 750 - TRANSPORTATION & HEAVY EQT		155,177.06	15,627.59	93,487.71	70,832.36	74,627.71	138,527.71
Dept 760 - POWER & PUMPING							
PERSONNEL SERVICES							
28-760-50-5120	WAGES-SUPERVISOR	2,845.73	2,767.53	2,840.26	2,468.60	2,840.26	2,950.00
28-760-50-5140	WAGES-LEVEL II	1,169.53	1,664.14	1,755.77	741.95	741.95	0.00
28-760-50-5150	WAGES-LEVEL III	1,822.95	1,294.76	1,513.12	1,841.99	2,200.00	2,300.00
PERSONNEL SERVICES		5,838.21	5,726.43	6,109.15	5,052.54	5,782.21	5,250.00
CONTRACTUAL SVC & EXP							
28-760-62-7656	MTNC SRVC & RPR-COMPUTER SOFWR			2,500.00	2,500.00	2,500.00	2,500.00
28-760-62-7660	MTNC SRVC & RPR-BUILDINGS	11,592.29	5,111.80	30,000.00	24,172.23	30,000.00	20,000.00
28-760-62-7664	MTNC SRVC & RPR-OPERATING EQMT	106,521.80	34,579.35	145,000.00	88,411.25	145,000.00	133,500.00
28-760-62-7730	GAS (HEAT & OPERATIONS)	6,745.22	8,250.78	7,000.00	7,831.69	11,030.00	11,500.00
28-760-62-7731	ELECTRICITY	43,817.95	47,090.79	45,000.00	38,731.52	46,500.00	47,000.00
28-760-62-7782	MTNC SRVC & RPR-WATER TOWERS	10,258.77	9,350.00	10,000.00	5,600.00	15,600.00	407,306.00
CONTRACTUAL SVC & EXP		178,936.03	104,382.72	239,500.00	167,246.69	250,630.00	621,806.00
COMMUNICATION							

04/25/2022 BUDGET REPORT FOR CITY OF PLANO, IL							
Calculations as of 04/30/2022							
		2019-20	2020-21	2021-22	2021-22	2021-22	2022-23
GL NUMBER	DESCRIPTION	ACTIVITY	ACTIVITY	AMENDED BUDGET	ACTIVITY THRU 03/14/22	PROJECTED ACTIVITY	REQUESTED BUDGET
28-760-63-7735	TELEPHONE EXPENSE-LAND LINES	700.80	731.73	800.00	762.88	850.00	900.00
28-760-63-7736	TELEPHONE EXPENSE-CELLULAR	1,796.21	1,545.91	2,000.00	1,089.19	2,000.00	2,000.00
28-760-63-7738	INTERNET	4,870.28	5,115.90	5,000.00	3,966.25	5,000.00	5,000.00
COMMUNICATION		7,367.29	7,393.54	7,800.00	5,818.32	7,850.00	7,900.00
OPERATIONS (0-4999)							
28-760-65-7343	OPERATION SUPPLIES	2,208.82	927.58	3,000.00	2,996.40	3,500.00	22,000.00
OPERATIONS (0-4999)		2,208.82	927.58	3,000.00	2,996.40	3,500.00	22,000.00
Totals for dept 760 - POWER & PUMPING		194,350.35	118,430.27	256,409.15	181,113.95	267,762.21	656,956.00
Dept 770 - TREATMENT							
PERSONNEL SERVICES							
28-770-50-5120	WAGES-SUPERVISOR	5,691.36	5,534.26	5,680.85	4,937.45	5,680.85	5,900.00
28-770-50-5140	WAGES-LEVEL II	2,338.98	3,328.39	3,512.09	1,483.93	1,483.93	0.00
28-770-50-5150	WAGES-LEVEL III	3,645.64	2,589.25	3,026.09	3,683.59	4,400.00	4,500.00
PERSONNEL SERVICES		11,675.98	11,451.90	12,219.03	10,104.97	11,564.78	10,400.00
CONTRACTUAL SVC & EXP							
28-770-62-7664	MTNC SRVC & RPR-OPERATING EQMT	4,849.00	4,776.50	6,500.00	4,667.00	6,500.00	6,500.00
28-770-62-7671	TESTING SERVICES	20,972.39	19,233.46	25,000.00	15,368.59	22,000.00	25,000.00
CONTRACTUAL SVC & EXP		25,821.39	24,009.96	31,500.00	20,035.59	28,500.00	31,500.00
OPERATIONS (0-4999)							
28-770-65-7343	OPERATION SUPPLIES	23,453.58	31,314.17	30,000.00	24,502.25	30,000.00	41,000.00
OPERATIONS (0-4999)		23,453.58	31,314.17	30,000.00	24,502.25	30,000.00	41,000.00
Totals for dept 770 - TREATMENT		60,950.95	66,776.03	73,719.03	54,642.81	70,064.78	82,900.00
Dept 780 - DISTRIBUTION							
PERSONNEL SERVICES							
28-780-50-5120	WAGES-SUPERVISOR	47,514.16	46,208.54	47,339.27	41,229.59	47,339.27	48,600.00
28-780-50-5140	WAGES-LEVEL II	19,576.61	27,821.24	29,266.59	12,366.18	12,366.18	0.00
28-780-50-5150	WAGES-LEVEL III	48,242.30	39,106.47	44,672.93	47,268.60	55,100.00	56,500.00
PERSONNEL SERVICES		115,333.07	113,136.25	121,278.79	100,864.37	114,805.45	105,100.00
CONTRACTUAL SVC & EXP							
28-780-62-5630	UNIFORM/PRNL PROTECTION EQMT	10,821.17	8,142.01	10,000.00	8,167.05	10,000.00	10,000.00
28-780-62-7676	MTNC SRVC & RPR	24,263.58	6,742.60	40,000.00	24,108.95	40,000.00	50,000.00
28-780-62-7781	MTNC SRVC & RPR-WATER METERS	64,875.66	38,639.79	50,000.00	21,026.00	40,000.00	50,000.00
28-780-62-7782	MTNC SRVC & RPR-WATER TOWERS					0.00	0.00
CONTRACTUAL SVC & EXP		99,960.41	53,524.40	100,000.00	53,302.00	90,000.00	110,000.00
OPERATIONS (0-4999)							
28-780-65-7316	MTNC & RPR-SUPPLIES	26,424.44	38,849.87	45,000.00	40,600.07	45,000.00	60,000.00
28-780-65-7343	OPERATION SUPPLIES	14,541.31	11,411.99	15,000.00	6,967.37	15,000.00	15,000.00
28-780-65-7999	CONTINGENCIES	49,275.00	48,404.92	50,000.00		0.00	50,000.00

04/25/2022		BUDGET REPORT FOR CITY OF PLANO, IL							
		Calculations as of 04/30/2022							
		2019-20	2020-21	2021-22	2021-22	2021-22	2022-23		
GL NUMBER	DESCRIPTION	ACTIVITY	ACTIVITY	AMENDED	ACTIVITY	PROJECTED	REQUESTED	NOTES:	
				BUDGET	THRU 03/14/22	ACTIVITY	BUDGET		
OPERATIONS (0-4999)		90,240.75	98,666.78	110,000.00	47,567.44	60,000.00	125,000.00		
Totals for dept 780 - DISTRIBUTION		305,534.23	265,327.43	331,278.79	201,733.81	264,805.45	340,100.00		
Dept 900 - TRANSFERS									
TRANSFER OUT									
28-900-99-0990	TRANSFER TO GENERAL FUND					0.00	0.00		
28-900-99-2299	TRANSFERS OUT					0.00	0.00		
28-900-99-9801	CAPITAL ASSET TRANSFER TO GF					0.00	0.00		
28-900-99-9920	TRANSFER TO OPEB	8,455.00	11,015.00	12,239.36	12,239.36	12,239.36	12,852.00	Actuarial Valuation Annual Required Contribution \$152,992 (A new valuation is required in FY'2022) (GF=82%, PRKS=2%, SWR=8%, WTR=8%) Estimate 5% Increase	
	TRANSFER OUT	8,455.00	11,015.00	12,239.36	12,239.36	12,239.36	12,852.00		
Totals for dept 900 - TRANSFERS		8,455.00	11,015.00	12,239.36	12,239.36	12,239.36	12,852.00		
TOTAL APPROPRIATIONS		1,947,719.17	1,029,060.79	1,720,431.80	958,707.14	1,198,375.90	3,028,372.42	TOTAL EXPENSES	
NET OF REVENUES/APPROPRIATIONS - FUND 28		(650,400.68)	301,202.63	(81,265.68)	515,723.80	460,338.06	(1,395,465.00)		
BEGINNING FUND BALANCE				529,992.38		529,992.38	990,330.44		
ENDING FUND BALANCE				1,232,703.54		990,330.44	2,171.44	Using from Wtr Twr Painting Reserve	
							825,397.54	Operating Cash Balance	
							827,568.98	Water Tower Painting Reserve	
								ENDING FUND BALANCE	